









Level: Success Center

Response Rate: 32/71 (45.07 %)

1 - Academic Level/Standing: What is your classification at Marymount?





Response Option	Weight	Frequency	Percent	Percent Responses	Means
Freshman	(1)	20	62.50%		
Sophomore	(2)	5	15.63%		
Junior	(3)	5	15.63%		
Senior	(4)	0	0.00%		
Masters (MA, MBA, MEd., MS, MSN)	(5)	2	6.25%		
Doctoral (DBA, DNP, DPT, DSc, EdD, OTD)	(6)	0	0.00%		
Other	(7)	0	0.00%		
				0 25 50 100	
Response Rate					
32/71 (45.07%)					

2 - Overall Learning Experience: How would you rate this course as a learning experience?

Response Option	Weight	Frequency	Percent	Percent Responses	Means
Very poor	(1)	1	3.13%		4.53
Poor	(2)	0	0.00%		
Fair	(3)	1	3.13%		
Good	(4)	9	28.13%		
Excellent	(5)	21	65.63%		
				0 25 50 100	Question
Response Rate				Mean	STD
32/71 (45.07%)				4.53	0.84
				Median	
				5.00	





3 - Student Learning and Workload: Please indicate the extent of your agreement with the following statements:

I was motivated to take responsibility for my own learning in this course.

Response Option	Weight	Frequency	Percent	Percent Responses	Means
Strongly disagree	(1)	1	3.13%		4.44
Disagree	(2)	0	0.00%		
Neutral	(3)	3	9.38%		
Agree	(4)	8	25.00%		
Strongly agree	(5)	20	62.50%		
				0 25 50 100	Question
Response Rate				Mean	STD
32/71 (45.07%)				4.44	0.91
				Median	
				5.00	

3 - Student Learning and Workload: Please indicate the extent of your agreement with the following statements:

I was challenged to think deeply about the subject matter.

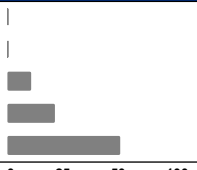

Response Option	Weight	Frequency	Percent	Percent Responses	Means
Strongly disagree	(1)	1	3.13%		4.41
Disagree	(2)	0	0.00%		
Neutral	(3)	4	12.50%		
Agree	(4)	7	21.88%		
Strongly agree	(5)	20	62.50%		
				0 25 50 100	Question
Response Rate				Mean	STD
32/71 (45.07%)				4.41	0.95
				Median	
				5.00	

Level: Success Center

Response Rate: 32/71 (45.07 %)

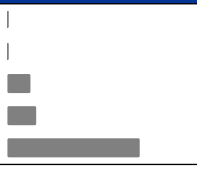

3 - Student Learning and Workload: Please indicate the extent of your agreement with the following statements:

I was encouraged to ask my own questions and seek answers.

Response Option	Weight	Frequency	Percent	Percent Responses	Means			
Strongly disagree	(1)	0	0.00%					
Disagree	(2)	0	0.00%					
Neutral	(3)	4	12.90%					
Agree	(4)	8	25.81%					
Strongly agree	(5)	19	61.29%					
Response Rate				Mean	STD	Median		
31/71 (43.66%)				4.48	0.72	5.00		

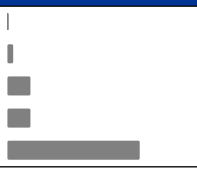

4 - Instructor Responsiveness and Method: Please indicate the extent of your agreement with the following statements regarding Instructor(s). -

The instructor was responsive when students had questions or needed assistance.

Response Option	Weight	Frequency	Percent	Percent Responses	Means			
Strongly disagree	(1)	0	0.00%					
Disagree	(2)	0	0.00%					
Neutral	(3)	4	12.50%					
Agree	(4)	5	15.63%					
Strongly agree	(5)	23	71.88%					
Response Rate				Mean	STD	Median		
32/71 (45.07%)				4.59	0.71	5.00		

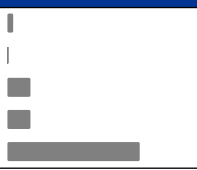

4 - Instructor Responsiveness and Method: Please indicate the extent of your agreement with the following statements regarding Instructor(s). -

The instructor explained course content in a way I could understand.

Response Option	Weight	Frequency	Percent	Percent Responses	Means			
Strongly disagree	(1)	0	0.00%					
Disagree	(2)	1	3.13%					
Neutral	(3)	4	12.50%					
Agree	(4)	4	12.50%					
Strongly agree	(5)	23	71.88%					
Response Rate				Mean	STD	Median		
32/71 (45.07%)				4.53	0.84	5.00		

4 - Instructor Responsiveness and Method: Please indicate the extent of your agreement with the following statements regarding Instructor(s). -

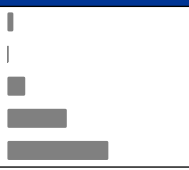

The instructor used teaching methods that helped me learn.

Response Option	Weight	Frequency	Percent	Percent Responses	Means			
Strongly disagree	(1)	1	3.13%					
Disagree	(2)	0	0.00%					
Neutral	(3)	4	12.50%					
Agree	(4)	4	12.50%					
Strongly agree	(5)	23	71.88%					
Response Rate				Mean	STD	Median		
32/71 (45.07%)				4.50	0.95	5.00		

Level: Success Center

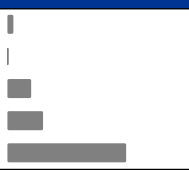

Response Rate: 32/71 (45.07 %)

5 - Student Engagement: During class, how often did you engage in learning activities such as: For in-person courses: case studies, discussion groups, projects, problem solving, group work, etc.? For online courses: discussion boards, wikis, chat, blogs, projects, group work, etc.?

Response Option	Weight	Frequency	Percent	Percent Responses	Means			
Never	(1)	1	3.23%					
Almost never	(2)	0	0.00%					
Sometimes	(3)	3	9.68%					
Fairly often	(4)	10	32.26%					
Very often	(5)	17	54.84%					
				0 25 50 100	Question			
Response Rate				Mean		STD		Median
31/71 (43.66%)				4.35		0.91		5.00

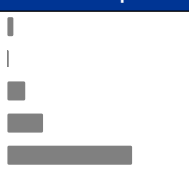

6 - Grading and Feedback: Please indicate your level of agreement with the following statements about your instructor, Instructor(s). -

I received useful feedback from the instructor.

Response Option	Weight	Frequency	Percent	Percent Responses	Means			
Strongly disagree	(1)	1	3.23%					
Disagree	(2)	0	0.00%					
Neutral	(3)	4	12.90%					
Agree	(4)	6	19.35%					
Strongly agree	(5)	20	64.52%					
				0 25 50 100	Question			
Response Rate				Mean		STD		Median
31/71 (43.66%)				4.42		0.96		5.00

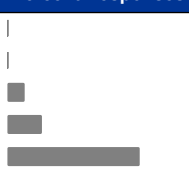

6 - Grading and Feedback: Please indicate your level of agreement with the following statements about your instructor, Instructor(s). -

I received grades and feedback on assignments/tests in a timely manner (as communicated by the instructor).

Response Option	Weight	Frequency	Percent	Percent Responses	Means			
Strongly disagree	(1)	1	3.23%					
Disagree	(2)	0	0.00%					
Neutral	(3)	3	9.68%					
Agree	(4)	6	19.35%					
Strongly agree	(5)	21	67.74%					
				0 25 50 100	Question			
Response Rate				Mean		STD		Median
31/71 (43.66%)				4.48		0.93		5.00

7 - Grading Policies: Please indicate your level of agreement with the following statements:

The grading policies in this course were clear.

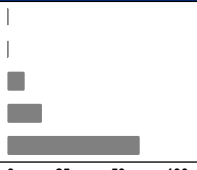
Response Option	Weight	Frequency	Percent	Percent Responses	Means			
Strongly disagree	(1)	0	0.00%					
Disagree	(2)	0	0.00%					
Neutral	(3)	3	9.38%					
Agree	(4)	6	18.75%					
Strongly agree	(5)	23	71.88%					
				0 25 50 100	Question			
Response Rate				Mean		STD		Median
32/71 (45.07%)				4.63		0.66		5.00

Level: Success Center

Response Rate: 32/71 (45.07 %)

7 - Grading Policies: Please indicate your level of agreement with the following statements:

The grading policies in this course were consistently followed.

Response Option	Weight	Frequency	Percent	Percent Responses	Means			
Strongly disagree	(1)	0	0.00%					
Disagree	(2)	0	0.00%					
Neutral	(3)	3	9.38%	■				
Agree	(4)	6	18.75%	■				
Strongly agree	(5)	23	71.88%	■				
				0 25 50 100	Question			
Response Rate				Mean	STD		Median	
32/71 (45.07%)				4.63	0.66		5.00	