















Level: College of Business, Innovation, Leadership, and Technology

Response Rate: 1717/3114 (55.14 %)

1 - Academic Level/Standing: What is your classification at Marymount?







Response Option	Weight	Frequency	Percent	Percent Responses	Means
Freshman	(1)	206	12.03%		
Sophomore	(2)	251	14.65%		
Junior	(3)	384	22.42%		
Senior	(4)	294	17.16%		
Masters (MA, MBA, MEd., MS, MSN)	(5)	311	18.16%		
Doctoral (DBA, DNP, DPT, DSc, EdD, OTD)	(6)	258	15.06%		
Other	(7)	9	0.53%		
				0 25 50 100	
Response Rate					
1713/3114 (55.01%)					

2 - Overall Learning Experience: How would you rate this course as a learning experience?

Response Option	Weight	Frequency	Percent	Percent Responses	Means
Very poor	(1)	22	1.30%		
Poor	(2)	29	1.71%		
Fair	(3)	181	10.70%		
Good	(4)	481	28.44%		
Excellent	(5)	978	57.84%		
				0 25 50 100	Question
Response Rate				Mean	STD
1691/3114 (54.30%)				4.40	0.84
					Median
					5.00







3 - Student Learning and Workload: Please indicate the extent of your agreement with the following statements:

I was motivated to take responsibility for my own learning in this course.

Response Option	Weight	Frequency	Percent	Percent Responses	Means
Strongly disagree	(1)	21	1.24%		
Disagree	(2)	27	1.59%		
Neutral	(3)	141	8.33%		
Agree	(4)	476	28.12%		
Strongly agree	(5)	1028	60.72%		
				0 25 50 100	Question
Response Rate				Mean	STD
1693/3114 (54.37%)				4.45	0.81
					Median
					5.00

3 - Student Learning and Workload: Please indicate the extent of your agreement with the following statements:

I was challenged to think deeply about the subject matter.

Response Option	Weight	Frequency	Percent	Percent Responses	Means
Strongly disagree	(1)	22	1.30%		
Disagree	(2)	38	2.25%		
Neutral	(3)	165	9.77%		
Agree	(4)	434	25.70%		
Strongly agree	(5)	1030	60.98%		
				0 25 50 100	Question
Response Rate				Mean	STD
1689/3114 (54.24%)				4.43	0.86
					Median
					5.00

Level: College of Business, Innovation, Leadership, and Technology

Response Rate: 1717/3114 (55.14 %)

3 - Student Learning and Workload: Please indicate the extent of your agreement with the following statements:

I was encouraged to ask my own questions and seek answers.

Response Option	Weight	Frequency	Percent	Percent Responses	Means
Strongly disagree	(1)	24	1.43%		 4.44
Disagree	(2)	36	2.14%		
Neutral	(3)	164	9.74%		
Agree	(4)	414	24.58%		
Strongly agree	(5)	1046	62.11%		
				0 25 50 100	Question
Response Rate				Mean	STD
1684/3114 (54.08%)				4.44	0.86
					Median
					5.00

4 - Instructor Responsiveness and Method: Please indicate the extent of your agreement with the following statements regarding Instructor(s). -

The instructor was responsive when students had questions or needed assistance.

Response Option	Weight	Frequency	Percent	Percent Responses	Means
Strongly disagree	(1)	33	1.91%		 4.50
Disagree	(2)	36	2.08%		
Neutral	(3)	113	6.54%		
Agree	(4)	397	22.99%		
Strongly agree	(5)	1148	66.47%		
				0 25 50 100	Question
Response Rate				Mean	STD
1695/3114 (54.43%)				4.50	0.86
					Median
					5.00

4 - Instructor Responsiveness and Method: Please indicate the extent of your agreement with the following statements regarding Instructor(s). -

The instructor explained course content in a way I could understand.

Response Option	Weight	Frequency	Percent	Percent Responses	Means
Strongly disagree	(1)	34	1.97%		 4.39
Disagree	(2)	54	3.13%		
Neutral	(3)	160	9.29%		
Agree	(4)	440	25.54%		
Strongly agree	(5)	1035	60.07%		
				0 25 50 100	Question
Response Rate				Mean	STD
1692/3114 (54.34%)				4.39	0.92
					Median
					5.00

4 - Instructor Responsiveness and Method: Please indicate the extent of your agreement with the following statements regarding Instructor(s). -

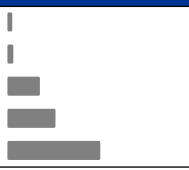
The instructor used teaching methods that helped me learn.

Response Option	Weight	Frequency	Percent	Percent Responses	Means
Strongly disagree	(1)	44	2.57%		 4.36
Disagree	(2)	55	3.21%		
Neutral	(3)	157	9.18%		
Agree	(4)	434	25.37%		
Strongly agree	(5)	1021	59.67%		
				0 25 50 100	Question
Response Rate				Mean	STD
1680/3114 (53.95%)				4.36	0.96
					Median
					5.00

Level: College of Business, Innovation, Leadership, and Technology

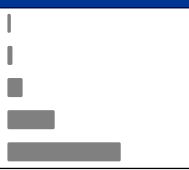
Response Rate: 1717/3114 (55.14 %)

5 - Student Engagement: During class, how often did you engage in learning activities such as:For in-person courses: case studies, discussion groups, projects, problem solving, group work, etc.?For online courses: discussion boards, wikis, chat, blogs, projects, group work, etc.?

Response Option	Weight	Frequency	Percent	Percent Responses	Means			
Never	(1)	44	2.61%		4.19			
Almost never	(2)	54	3.20%					
Sometimes	(3)	297	17.63%					
Fairly often	(4)	440	26.11%					
Very often	(5)	850	50.45%					
Response Rate				Mean	STD	Median		
1685/3114 (54.11%)				4.19	1.00	5.00		

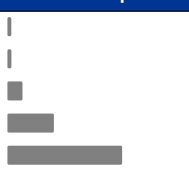
6 - Grading and Feedback: Please indicate your level of agreement with the following statements about your instructor, Instructor(s). -

I received useful feedback from the instructor.

Response Option	Weight	Frequency	Percent	Percent Responses	Means			
Strongly disagree	(1)	31	1.80%		4.42			
Disagree	(2)	47	2.73%					
Neutral	(3)	142	8.25%					
Agree	(4)	442	25.67%					
Strongly agree	(5)	1060	61.56%					
Response Rate				Mean	STD	Median		
1690/3114 (54.27%)				4.42	0.89	5.00		

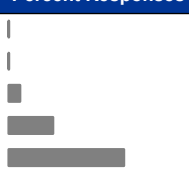
6 - Grading and Feedback: Please indicate your level of agreement with the following statements about your instructor, Instructor(s). -

I received grades and feedback on assignments/tests in a timely manner (as communicated by the instructor).

Response Option	Weight	Frequency	Percent	Percent Responses	Means			
Strongly disagree	(1)	36	2.10%		4.44			
Disagree	(2)	37	2.16%					
Neutral	(3)	140	8.18%					
Agree	(4)	432	25.23%					
Strongly agree	(5)	1067	62.32%					
Response Rate				Mean	STD	Median		
1680/3114 (53.95%)				4.44	0.89	5.00		

7 - Grading Policies: Please indicate your level of agreement with the following statements:

The grading policies in this course were clear.

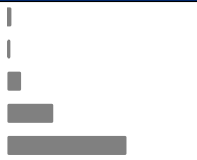

Response Option	Weight	Frequency	Percent	Percent Responses	Means			
Strongly disagree	(1)	25	1.48%		4.49			
Disagree	(2)	25	1.48%					
Neutral	(3)	128	7.57%					
Agree	(4)	431	25.47%					
Strongly agree	(5)	1083	64.01%					
Response Rate				Mean	STD	Median		
1692/3114 (54.34%)				4.49	0.82	5.00		

Level: College of Business, Innovation, Leadership, and Technology

Response Rate: 1717/3114 (55.14 %)

7 - Grading Policies: Please indicate your level of agreement with the following statements:

The grading policies in this course were consistently followed.

Response Option	Weight	Frequency	Percent	Percent Responses	Means			
Strongly disagree	(1)	24	1.44%					
Disagree	(2)	26	1.56%					
Neutral	(3)	124	7.42%					
Agree	(4)	416	24.90%					
Strongly agree	(5)	1081	64.69%					
				0 25 50 100	Question			
Response Rate				Mean	STD	Median		
1671/3114 (53.66%)				4.50	0.82	5.00		