













**Level:** College of Business, Innovation, Leadership, and Technology

**Response Rate:** 1616/3180 (50.82 %)

**1 - Academic Level/Standing: What is your classification at Marymount?**






Response Option	Weight	Frequency	Percent	Percent Responses	Means
Freshman	(1)	174	10.77%		
Sophomore	(2)	244	15.11%		
Junior	(3)	333	20.62%		
Senior	(4)	327	20.25%		
Masters (MA, MBA, MEd., MS, MSN)	(5)	293	18.14%		
Doctoral (DNP, DPT, DSc, EdD, OTD)	(6)	224	13.87%		
Other	(7)	20	1.24%		
				0 25 50 100	
<b>Response Rate</b>					
1615/3180 (50.79%)					

**2 - Overall Learning Experience: How would you rate this course as a learning experience?**

Response Option	Weight	Frequency	Percent	Percent Responses	Means
Very poor	(1)	32	2.02%		4.31
Poor	(2)	56	3.53%		
Fair	(3)	165	10.40%		
Good	(4)	462	29.11%		
Excellent	(5)	872	54.95%		
				0 25 50 100	Question
<b>Response Rate</b>				<b>Mean</b>	<b>STD</b>
1587/3180 (49.91%)				4.31	0.94
					<b>Median</b>
					5.00






**3 - Student Learning and Workload: Please indicate the extent of your agreement with the following statements:**

**I was motivated to take responsibility for my own learning in this course.**

Response Option	Weight	Frequency	Percent	Percent Responses	Means
Strongly disagree	(1)	30	1.88%		4.41
Disagree	(2)	28	1.75%		
Neutral	(3)	145	9.09%		
Agree	(4)	446	27.94%		
Strongly agree	(5)	947	59.34%		
				0 25 50 100	Question
<b>Response Rate</b>				<b>Mean</b>	<b>STD</b>
1596/3180 (50.19%)				4.41	0.87
					<b>Median</b>
					5.00

**3 - Student Learning and Workload: Please indicate the extent of your agreement with the following statements:**

**I was challenged to think deeply about the subject matter.**

Response Option	Weight	Frequency	Percent	Percent Responses	Means
Strongly disagree	(1)	33	2.08%		4.36
Disagree	(2)	34	2.14%		
Neutral	(3)	181	11.41%		
Agree	(4)	423	26.67%		
Strongly agree	(5)	915	57.69%		
				0 25 50 100	Question
<b>Response Rate</b>				<b>Mean</b>	<b>STD</b>
1586/3180 (49.87%)				4.36	0.91
					<b>Median</b>
					5.00

Level: College of Business, Innovation, Leadership, and Technology

Response Rate: 1616/3180 (50.82 %)

**3 - Student Learning and Workload: Please indicate the extent of your agreement with the following statements:**

I was encouraged to ask my own questions and seek answers.

Response Option	Weight	Frequency	Percent	Percent Responses	Means
Strongly disagree	(1)	35	2.20%		4.37
Disagree	(2)	34	2.14%		
Neutral	(3)	162	10.20%		
Agree	(4)	434	27.31%		
Strongly agree	(5)	924	58.15%		
Response Rate				Mean	STD
1589/3180 (49.97%)				4.37	0.91
				Median	
				5.00	

**4 - Instructor Responsiveness and Method: Please indicate the extent of your agreement with the following statements regarding Instructor(s). -**

The instructor was responsive when students had questions or needed assistance.

Response Option	Weight	Frequency	Percent	Percent Responses	Means
Strongly disagree	(1)	30	1.74%		4.46
Disagree	(2)	45	2.61%		
Neutral	(3)	116	6.73%		
Agree	(4)	438	25.42%		
Strongly agree	(5)	1094	63.49%		
Response Rate				Mean	STD
1593/3180 (50.09%)				4.46	0.87
				Median	
				5.00	

**4 - Instructor Responsiveness and Method: Please indicate the extent of your agreement with the following statements regarding Instructor(s). -**

The instructor explained course content in a way I could understand.

Response Option	Weight	Frequency	Percent	Percent Responses	Means
Strongly disagree	(1)	56	3.26%		4.34
Disagree	(2)	52	3.02%		
Neutral	(3)	145	8.43%		
Agree	(4)	464	26.98%		
Strongly agree	(5)	1003	58.31%		
Response Rate				Mean	STD
1591/3180 (50.03%)				4.34	0.98
				Median	
				5.00	

**4 - Instructor Responsiveness and Method: Please indicate the extent of your agreement with the following statements regarding Instructor(s). -**

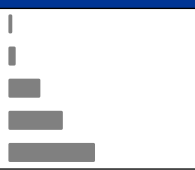
The instructor used teaching methods that helped me learn.

Response Option	Weight	Frequency	Percent	Percent Responses	Means
Strongly disagree	(1)	64	3.73%		4.30
Disagree	(2)	57	3.32%		
Neutral	(3)	156	9.10%		
Agree	(4)	453	26.41%		
Strongly agree	(5)	985	57.43%		
Response Rate				Mean	STD
1586/3180 (49.87%)				4.30	1.02
				Median	
				5.00	

Level: College of Business, Innovation, Leadership, and Technology

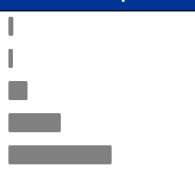
Response Rate: 1616/3180 (50.82 %)

**5 - Student Engagement: During class, how often did you engage in learning activities such as: For in-person courses: case studies, discussion groups, projects, problem solving, group work, etc.? For online courses: discussion boards, wikis, chat, blogs, projects, group work, etc.?**

Response Option	Weight	Frequency	Percent	Percent Responses	Means						
Never	(1)	33	2.10%		<div>4.16</div>						
Almost never	(2)	62	3.94%								
Sometimes	(3)	273	17.36%								
Fairly often	(4)	465	29.56%								
Very often	(5)	740	47.04%								
				0	25	50	100	Question			
Response Rate				Mean		STD		Median			
1573/3180 (49.47%)				4.16		0.98		4.00			


**6 - Grading and Feedback: Please indicate your level of agreement with the following statements about your instructor, Instructor(s). -**

I received useful feedback from the instructor.

Response Option	Weight	Frequency	Percent	Percent Responses	Means						
Strongly disagree	(1)	46	2.67%		4.33						
Disagree	(2)	42	2.43%								
Neutral	(3)	179	10.37%								
Agree	(4)	491	28.45%								
Strongly agree	(5)	968	56.08%								
				0	25	50	100	Question			
Response Rate				Mean		STD		Median			
1598/3180 (50.25%)				4.33		0.95		5.00			

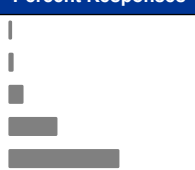

**6 - Grading and Feedback: Please indicate your level of agreement with the following statements about your instructor, Instructor(s). -**

I received grades and feedback on assignments/tests in a timely manner (as communicated by the instructor).

Response Option	Weight	Frequency	Percent	Percent Responses	Means						
Strongly disagree	(1)	45	2.62%		<div>4.31</div>						
Disagree	(2)	49	2.85%								
Neutral	(3)	177	10.29%								
Agree	(4)	505	29.36%								
Strongly agree	(5)	944	54.88%								
				0	25	50	100	Question			
Response Rate				Mean		STD		Median			
1591/3180 (50.03%)				4.31		0.95		5.00			

**7 - Grading Policies: Please indicate your level of agreement with the following statements:**

The grading policies in this course were clear.

Response Option	Weight	Frequency	Percent	Percent Responses	Means			
Strongly disagree	(1)	32	2.01%		<div>4.40</div> 			
Disagree	(2)	45	2.82%					
Neutral	(3)	131	8.21%					
Agree	(4)	425	26.65%					
Strongly agree	(5)	962	60.31%					
				02550100	Question			
Response Rate				Mean		STD		Median
1595/3180 (50.16%)				4.40		0.90		5.00

**Level:** College of Business, Innovation, Leadership, and Technology

**Response Rate:** 1616/3180 (50.82 %)

**7 - Grading Policies: Please indicate your level of agreement with the following statements:**

The grading policies in this course were consistently followed.

Response Option	Weight	Frequency	Percent	Percent Responses	Means			
Strongly disagree	(1)	29	1.84%					
Disagree	(2)	25	1.59%					
Neutral	(3)	147	9.32%					
Agree	(4)	427	27.08%					
Strongly agree	(5)	949	60.18%					
				0 25 50 100	Question			
Response Rate				Mean	STD	Median		
1577/3180 (49.59%)				4.42	0.86	5.00		