

Level: Success Center

Response Rate: 16/39 (41.03 %)

| 1 - Academic Level/Standing: What is your classification at Marymount? |        |           |         |                   |       |
|--|--------|-----------|---------|-------------------|-------|
| Response Option  | Weight | Frequency | Percent | Percent Responses | Means |
| Freshman   | (1)    | 0         | 0.00%   |                   |       |
| Sophomore  | (2)    | 5         | 31.25%  | ■                 |       |
| Junior   | (3)    | 7         | 43.75%  | ■                 |       |
| Senior   | (4)    | 3         | 18.75%  | ■                 |       |
| Masters (MA, MBA, MEd., MS, MSN)                                       | (5)    | 1         | 6.25%   | ■                 |       |
| Doctoral (DNP, DPT, DSc, EdD, OTD)                                     | (6)    | 0         | 0.00%   |                   |       |
| Other  | (7)    | 0         | 0.00%   |                   |       |
|  |        |           |         | 0 25 50 100       |       |
| Response Rate  |        |           |         |                   |       |
| 16/39 (41.03%)   |        |           |         |                   |       |

| 2 - Overall Learning Experience: How would you rate this course as a learning experience? |        |           |         |                   |          |        |
|---|--------|-----------|---------|-------------------|----------|--------|
| Response Option   | Weight | Frequency | Percent | Percent Responses | Means    |        |
| Very poor   | (1)    | 0         | 0.00%   |                   |          |        |
| Poor  | (2)    | 0         | 0.00%   |                   |          |        |
| Fair  | (3)    | 1         | 6.25%   | ■                 |          |        |
| Good  | (4)    | 2         | 12.50%  | ■                 |          |        |
| Excellent   | (5)    | 13        | 81.25%  | ■                 |          |        |
|   |        |           |         | 0 25 50 100       | Question |        |
| Response Rate   |        | Mean      |         | STD               |          | Median |
| 16/39 (41.03%)  |        | 4.75      |         | 0.58              |          | 5.00   |

| 3 - Student Learning and Workload: Please indicate the extent of your agreement with the following statements: |        |           |         |                   |          |        |
|--|--------|-----------|---------|-------------------|----------|--------|
| I was motivated to take responsibility for my own learning in this course.                                     |        |           |         |                   |          |        |
| Response Option  | Weight | Frequency | Percent | Percent Responses | Means    |        |
| Strongly disagree  | (1)    | 0         | 0.00%   |                   |          |        |
| Disagree   | (2)    | 0         | 0.00%   |                   |          |        |
| Neutral  | (3)    | 2         | 12.50%  | ■                 |          |        |
| Agree  | (4)    | 2         | 12.50%  | ■                 |          |        |
| Strongly agree   | (5)    | 12        | 75.00%  | ■                 |          |        |
|  |        |           |         | 0 25 50 100       | Question |        |
| Response Rate  |        | Mean      |         | STD               |          | Median |
| 16/39 (41.03%)   |        | 4.63      |         | 0.72              |          | 5.00   |

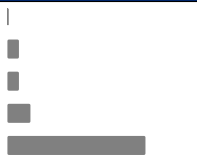

| 3 - Student Learning and Workload: Please indicate the extent of your agreement with the following statements: |        |           |         |                   |          |        |
|--|--------|-----------|---------|-------------------|----------|--------|
| I was challenged to think deeply about the subject matter.   |        |           |         |                   |          |        |
| Response Option  | Weight | Frequency | Percent | Percent Responses | Means    |        |
| Strongly disagree  | (1)    | 0         | 0.00%   |                   |          |        |
| Disagree   | (2)    | 0         | 0.00%   |                   |          |        |
| Neutral  | (3)    | 1         | 6.25%   | ■                 |          |        |
| Agree  | (4)    | 4         | 25.00%  | ■                 |          |        |
| Strongly agree   | (5)    | 11        | 68.75%  | ■                 |          |        |
|  |        |           |         | 0 25 50 100       | Question |        |
| Response Rate  |        | Mean      |         | STD               |          | Median |
| 16/39 (41.03%)   |        | 4.63      |         | 0.62              |          | 5.00   |

Level: Success Center

Response Rate: 16/39 (41.03 %)

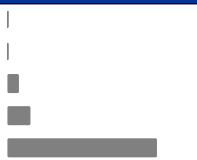

**3 - Student Learning and Workload: Please indicate the extent of your agreement with the following statements:**

**I was encouraged to ask my own questions and seek answers.**

| Response Option   | Weight | Frequency | Percent | Percent Responses   | Means   |        |
|-------------------|--------|-----------|---------|---|---|--------|
| Strongly disagree | (1)    | 0         | 0.00%   |  |  |        |
| Disagree          | (2)    | 1         | 6.25%   |   |   |        |
| Neutral           | (3)    | 1         | 6.25%   |   |   |        |
| Agree             | (4)    | 2         | 12.50%  |   |   |        |
| Strongly agree    | (5)    | 12        | 75.00%  |   |   |        |
| Response Rate     |        |           |         | Mean  | STD   | Median |
| 16/39 (41.03%)    |        |           |         | 4.56  | 0.89  | 5.00   |

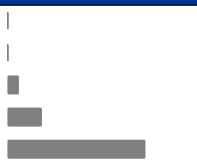

**4 - Instructor Responsiveness and Method: Please indicate the extent of your agreement with the following statements regarding Instructor(s) -**

**The instructor was responsive when students had questions or needed assistance.**

| Response Option   | Weight | Frequency | Percent | Percent Responses  | Means  |        |
|-------------------|--------|-----------|---------|--|--|--------|
| Strongly disagree | (1)    | 0         | 0.00%   |  |  |        |
| Disagree          | (2)    | 0         | 0.00%   |  |  |        |
| Neutral           | (3)    | 1         | 6.25%   |  |  |        |
| Agree             | (4)    | 2         | 12.50%  |  |  |        |
| Strongly agree    | (5)    | 13        | 81.25%  |  |  |        |
| Response Rate     |        |           |         | Mean   | STD  | Median |
| 16/39 (41.03%)    |        |           |         | 4.75   | 0.58   | 5.00   |



**4 - Instructor Responsiveness and Method: Please indicate the extent of your agreement with the following statements regarding Instructor(s) -**

**The instructor explained course content in a way I could understand.**

| Response Option   | Weight | Frequency | Percent | Percent Responses   | Means   |        |
|-------------------|--------|-----------|---------|---|---|--------|
| Strongly disagree | (1)    | 0         | 0.00%   |  |  |        |
| Disagree          | (2)    | 0         | 0.00%   |   |   |        |
| Neutral           | (3)    | 1         | 6.25%   |   |   |        |
| Agree             | (4)    | 3         | 18.75%  |   |   |        |
| Strongly agree    | (5)    | 12        | 75.00%  |   |   |        |
| Response Rate     |        |           |         | Mean  | STD   | Median |
| 16/39 (41.03%)    |        |           |         | 4.69  | 0.60  | 5.00   |

**4 - Instructor Responsiveness and Method: Please indicate the extent of your agreement with the following statements regarding Instructor(s) -**

**The instructor used teaching methods that helped me learn.**

| Response Option   | Weight | Frequency | Percent | Percent Responses   | Means   |        |
|-------------------|--------|-----------|---------|---|---|--------|
| Strongly disagree | (1)    | 0         | 0.00%   |  |  |        |
| Disagree          | (2)    | 0         | 0.00%   |   |   |        |
| Neutral           | (3)    | 0         | 0.00%   |   |   |        |
| Agree             | (4)    | 6         | 37.50%  |   |   |        |
| Strongly agree    | (5)    | 10        | 62.50%  |   |   |        |
| Response Rate     |        |           |         | Mean  | STD   | Median |
| 16/39 (41.03%)    |        |           |         | 4.63  | 0.50  | 5.00   |

Level: Success Center

Response Rate: 16/39 (41.03 %)

**5 - Student Engagement: During class, how often did you engage in learning activities such as: For in-person courses: case studies, discussion groups, projects, problem solving, group work, etc.? For online courses: discussion boards, wikis, chat, blogs, projects, group work, etc.?**

| Response Option                 | Weight | Frequency | Percent | Percent Responses | Means       |                |
|---------------------------------|--------|-----------|---------|-------------------|-------------|----------------|
| Never                           | (1)    | 1         | 6.25%   |                   | 4.56        |                |
| Almost never                    | (2)    | 0         | 0.00%   |                   |             |                |
| Sometimes                       | (3)    | 1         | 6.25%   |                   |             |                |
| Fairly often                    | (4)    | 1         | 6.25%   |                   |             |                |
| Very often                      | (5)    | 13        | 81.25%  |                   |             |                |
| Response Rate<br>16/39 (41.03%) |        |           |         | Mean<br>4.56      | STD<br>1.09 | Median<br>5.00 |

**6 - Grading Policies: Please indicate your level of agreement with the following statements:**

The grading policies in this course were clear.

| Response Option                 | Weight | Frequency | Percent | Percent Responses | Means       |                |
|---------------------------------|--------|-----------|---------|-------------------|-------------|----------------|
| Strongly disagree               | (1)    | 0         | 0.00%   |                   | 4.81        |                |
| Disagree                        | (2)    | 0         | 0.00%   |                   |             |                |
| Neutral                         | (3)    | 1         | 6.25%   |                   |             |                |
| Agree                           | (4)    | 1         | 6.25%   |                   |             |                |
| Strongly agree                  | (5)    | 14        | 87.50%  |                   |             |                |
| Response Rate<br>16/39 (41.03%) |        |           |         | Mean<br>4.81      | STD<br>0.54 | Median<br>5.00 |

**6 - Grading Policies: Please indicate your level of agreement with the following statements:**

The grading policies in this course were consistently followed.

| Response Option                 | Weight | Frequency | Percent | Percent Responses | Means       |                |
|---------------------------------|--------|-----------|---------|-------------------|-------------|----------------|
| Strongly disagree               | (1)    | 0         | 0.00%   |                   | 4.81        |                |
| Disagree                        | (2)    | 0         | 0.00%   |                   |             |                |
| Neutral                         | (3)    | 1         | 6.25%   |                   |             |                |
| Agree                           | (4)    | 1         | 6.25%   |                   |             |                |
| Strongly agree                  | (5)    | 14        | 87.50%  |                   |             |                |
| Response Rate<br>16/39 (41.03%) |        |           |         | Mean<br>4.81      | STD<br>0.54 | Median<br>5.00 |

**7 - Grading and Feedback: Please indicate your level of agreement with the following statements about your instructor, Instructor(s) -**

I received useful feedback from the instructor.

| Response Option                 | Weight | Frequency | Percent | Percent Responses | Means       |                |
|---------------------------------|--------|-----------|---------|-------------------|-------------|----------------|
| Strongly disagree               | (1)    | 0         | 0.00%   |                   | 4.81        |                |
| Disagree                        | (2)    | 0         | 0.00%   |                   |             |                |
| Neutral                         | (3)    | 0         | 0.00%   |                   |             |                |
| Agree                           | (4)    | 3         | 18.75%  |                   |             |                |
| Strongly agree                  | (5)    | 13        | 81.25%  |                   |             |                |
| Response Rate<br>16/39 (41.03%) |        |           |         | Mean<br>4.81      | STD<br>0.40 | Median<br>5.00 |

Level: Success Center

Response Rate: 16/39 (41.03 %)

**7 - Grading and Feedback: Please indicate your level of agreement with the following statements about your instructor, instructor(s).** -

I received grades and feedback on assignments/tests in a timely manner (as communicated by the instructor).

| Response Option   | Weight | Frequency | Percent | Percent Responses | Means |        |
|-------------------|--------|-----------|---------|-------------------|-------|--------|
| Strongly disagree | (1)    | 0         | 0.00%   |                   |       |        |
| Disagree          | (2)    | 0         | 0.00%   |                   |       |        |
| Neutral           | (3)    | 0         | 0.00%   |                   |       |        |
| Agree             | (4)    | 1         | 6.25%   |                   |       |        |
| Strongly agree    | (5)    | 15        | 93.75%  |                   |       |        |
| Response Rate     |        |           |         | Mean              | STD   | Median |
| 16/39 (41.03%)    |        |           |         | 4.94              | 0.25  | 5.00   |

**8 - Is this your first time taking a fully online or hybrid course?**

| Response Option | Weight | Frequency | Percent | Percent Responses | Means |        |
|-----------------|--------|-----------|---------|-------------------|-------|--------|
| Yes             | (1)    | 6         | 40.00%  |                   |       |        |
| No              | (2)    | 9         | 60.00%  |                   |       |        |
| Response Rate   |        |           |         | Mean              | STD   | Median |
| 15/39 (38.46%)  |        |           |         |                   |       |        |

**9 - How likely would you be to take another fully online or hybrid course?**

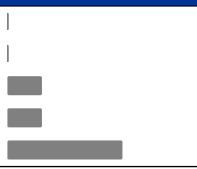
| Response Option   | Weight | Frequency | Percent | Percent Responses | Means |        |
|-------------------|--------|-----------|---------|-------------------|-------|--------|
| Not at all likely | (1)    | 0         | 0.00%   |                   |       |        |
| Somewhat unlikely | (2)    | 1         | 6.25%   |                   |       |        |
| Neutral           | (3)    | 4         | 25.00%  |                   |       |        |
| Somewhat likely   | (4)    | 5         | 31.25%  |                   |       |        |
| Very likely       | (5)    | 6         | 37.50%  |                   |       |        |
| Response Rate     |        |           |         | Mean              | STD   | Median |
| 16/39 (41.03%)    |        |           |         | 4.00              | 0.97  | 4.00   |

**10 - How would you rate the sense of community in this course?**

| Response Option | Weight | Frequency | Percent | Percent Responses | Means |        |
|-----------------|--------|-----------|---------|-------------------|-------|--------|
| Very poor       | (1)    | 1         | 6.25%   |                   |       |        |
| Poor            | (2)    | 0         | 0.00%   |                   |       |        |
| Fair            | (3)    | 1         | 6.25%   |                   |       |        |
| Good            | (4)    | 6         | 37.50%  |                   |       |        |
| Excellent       | (5)    | 8         | 50.00%  |                   |       |        |
| Response Rate   |        |           |         | Mean              | STD   | Median |
| 16/39 (41.03%)  |        |           |         | 4.25              | 1.06  | 4.50   |

Level: Success Center

Response Rate: 16/39 (41.03 %)

| 11 - The technology in this course effectively supported my learning. |        |           |             |                   |   |
|---|--------|-----------|-------------|-------------------|---|
| Response Option   | Weight | Frequency | Percent     | Percent Responses | Means   |
| Strongly disagree   | (1)    | 0         | 0.00%       |                   |  <p>4.44</p> |
| Disagree  | (2)    | 0         | 0.00%       |                   |   |
| Neutral   | (3)    | 3         | 18.75%      | ■                 |   |
| Agree   | (4)    | 3         | 18.75%      | ■                 |   |
| Strongly agree  | (5)    | 10        | 62.50%      | ■                 |   |
|   |        |           |             | 0 25 50 100       | Question  |
| <b>Response Rate</b>  |        |           | <b>Mean</b> | <b>STD</b>        | <b>Median</b>   |
| 16/39 (41.03%)  |        |           | 4.44        | 0.81              | 5.00  |