

Level: College of Business, Innovation, Leadership, and Technology

Response Rate: 2077/3727 (55.73 %)

1 - Academic Level/Standing: What is your classification at Marymount?					
Response Option	Weight	Frequency	Percent	Percent Responses	Means
Freshman	(1)	160	7.72%		
Sophomore	(2)	255	12.31%		
Junior	(3)	431	20.80%		
Senior	(4)	398	19.21%		
Masters (MA, MBA, MEd., MS, MSN)	(5)	660	31.85%		
Doctoral (DNP, DPT, DSc, EdD, OTD)	(6)	139	6.71%		
Other	(7)	29	1.40%		
				0 25 50 100	
Response Rate 2072/3727 (55.59%)					

2 - Overall Learning Experience: How would you rate this course as a learning experience?						
Response Option	Weight	Frequency	Percent	Percent Responses	Means	
Very poor	(1)	53	2.58%		4.25	
Poor	(2)	65	3.16%			
Fair	(3)	266	12.93%			
Good	(4)	598	29.07%			
Excellent	(5)	1075	52.26%			
				0 25 50 100	Question	
Response Rate 2057/3727 (55.19%)		Mean 4.25		STD 0.97		Median 5.00

3 - Student Learning and Workload: Please indicate the extent of your agreement with the following statements:						
I was motivated to take responsibility for my own learning in this course.						
Response Option	Weight	Frequency	Percent	Percent Responses	Means	
Strongly disagree	(1)	47	2.27%		4.35	
Disagree	(2)	41	1.98%			
Neutral	(3)	220	10.65%			
Agree	(4)	590	28.56%			
Strongly agree	(5)	1168	56.53%			
				0 25 50 100	Question	
Response Rate 2066/3727 (55.43%)		Mean 4.35		STD 0.91		Median 5.00

3 - Student Learning and Workload: Please indicate the extent of your agreement with the following statements:						
I was challenged to think deeply about the subject matter.						
Response Option	Weight	Frequency	Percent	Percent Responses	Means	
Strongly disagree	(1)	57	2.78%		4.32	
Disagree	(2)	36	1.75%			
Neutral	(3)	240	11.69%			
Agree	(4)	575	28.01%			
Strongly agree	(5)	1145	55.77%			
				0 25 50 100	Question	
Response Rate 2053/3727 (55.08%)		Mean 4.32		STD 0.94		Median 5.00

Level: College of Business, Innovation, Leadership, and Technology

Response Rate: 2077/3727 (55.73 %)

**3 - Student Learning and Workload: Please indicate the extent of your agreement with the following statements:**

I was encouraged to ask my own questions and seek answers.

Response Option	Weight	Frequency	Percent	Percent Responses	Means	
Strongly disagree	(1)	54	2.64%		4.35	
Disagree	(2)	41	2.00%			
Neutral	(3)	211	10.30%			
Agree	(4)	564	27.54%			
Strongly agree	(5)	1178	57.52%			
Response Rate				Mean	STD	Median
2048/3727 (54.95%)				4.35	0.93	5.00

**4 - Instructor Responsiveness and Method: Please indicate the extent of your agreement with the following statements regarding Instructor(s) -**

The instructor was responsive when students had questions or needed assistance.

Response Option	Weight	Frequency	Percent	Percent Responses	Means	
Strongly disagree	(1)	56	2.58%		4.41	
Disagree	(2)	50	2.30%			
Neutral	(3)	198	9.11%			
Agree	(4)	508	23.37%			
Strongly agree	(5)	1362	62.65%			
Response Rate				Mean	STD	Median
2065/3727 (55.41%)				4.41	0.93	5.00

**4 - Instructor Responsiveness and Method: Please indicate the extent of your agreement with the following statements regarding Instructor(s) -**

The instructor explained course content in a way I could understand.

Response Option	Weight	Frequency	Percent	Percent Responses	Means	
Strongly disagree	(1)	91	4.21%		4.26	
Disagree	(2)	81	3.75%			
Neutral	(3)	240	11.12%			
Agree	(4)	520	24.09%			
Strongly agree	(5)	1227	56.83%			
Response Rate				Mean	STD	Median
2050/3727 (55.00%)				4.26	1.07	5.00

**4 - Instructor Responsiveness and Method: Please indicate the extent of your agreement with the following statements regarding Instructor(s) -**


The instructor used teaching methods that helped me learn.

Response Option	Weight	Frequency	Percent	Percent Responses	Means	
Strongly disagree	(1)	97	4.52%		4.22	
Disagree	(2)	89	4.15%			
Neutral	(3)	261	12.16%			
Agree	(4)	496	23.10%			
Strongly agree	(5)	1204	56.08%			
Response Rate				Mean	STD	Median
2038/3727 (54.68%)				4.22	1.10	5.00

Level: College of Business, Innovation, Leadership, and Technology

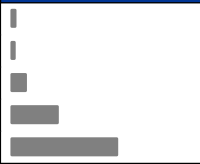
Response Rate: 2077/3727 (55.73 %)

**5 - Student Engagement: During class, how often did you engage in learning activities such as: For in-person courses: case studies, discussion groups, projects, problem solving, group work, etc.? For online courses: discussion boards, wikis, chat, blogs, projects, group work, etc.?**

Response Option	Weight	Frequency	Percent	Percent Responses	Means	
Never	(1)	59	2.88%		4.11	
Almost never	(2)	85	4.14%			
Sometimes	(3)	392	19.10%			
Fairly often	(4)	559	27.24%			
Very often	(5)	957	46.64%			
Response Rate				Mean	STD	Median
2052/3727 (55.06%)				4.11	1.03	4.00

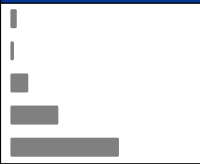
**6 - Grading Policies: Please indicate your level of agreement with the following statements:**

The grading policies in this course were clear.

Response Option	Weight	Frequency	Percent	Percent Responses	Means	
Strongly disagree	(1)	68	3.30%		4.34	
Disagree	(2)	59	2.86%			
Neutral	(3)	185	8.98%			
Agree	(4)	542	26.30%			
Strongly agree	(5)	1207	58.56%			
Response Rate				Mean	STD	Median
2061/3727 (55.30%)				4.34	0.99	5.00

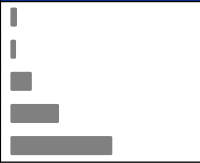
**6 - Grading Policies: Please indicate your level of agreement with the following statements:**

The grading policies in this course were consistently followed.

Response Option	Weight	Frequency	Percent	Percent Responses	Means	
Strongly disagree	(1)	70	3.44%		4.35	
Disagree	(2)	38	1.87%			
Neutral	(3)	197	9.69%			
Agree	(4)	529	26.03%			
Strongly agree	(5)	1198	58.96%			
Response Rate				Mean	STD	Median
2032/3727 (54.52%)				4.35	0.97	5.00

**7 - Grading and Feedback: Please indicate your level of agreement with the following statements about your instructor, Instructor(s) -**

I received useful feedback from the instructor.







Response Option	Weight	Frequency	Percent	Percent Responses	Means	
Strongly disagree	(1)	77	3.55%		4.27	
Disagree	(2)	66	3.05%			
Neutral	(3)	252	11.63%			
Agree	(4)	572	26.41%			
Strongly agree	(5)	1199	55.36%			
Response Rate				Mean	STD	Median
2056/3727 (55.17%)				4.27	1.02	5.00

**Level:** College of Business, Innovation, Leadership, and Technology

**Response Rate:** 2077/3727 (55.73 %)

**7 - Grading and Feedback: Please indicate your level of agreement with the following statements about your instructor, Instructor(s). -**

**I received grades and feedback on assignments/tests in a timely manner (as communicated by the instructor).**

Response Option	Weight	Frequency	Percent	Percent Responses	Means	
Strongly disagree	(1)	84	3.92%		 4.26	
Disagree	(2)	63	2.94%			
Neutral	(3)	238	11.10%			
Agree	(4)	584	27.23%			
Strongly agree	(5)	1176	54.83%			
				0 25 50 100	Question	
<b>Response Rate</b>				<b>Mean</b>	<b>STD</b>	<b>Median</b>
2037/3727 (54.66%)				4.26	1.03	5.00