





















Level: School of Design Arts and Humanities

Response Rate: 2817/3666 (76.84 %)

1 - Academic Level/Standing: What is your classification at Marymount?					
Response Option	Weight	Frequency	Percent	Percent Responses	Means
Freshman	(1)	768	27.31%		
Sophomore	(2)	534	18.99%		
Junior	(3)	785	27.92%		
Senior	(4)	557	19.81%		
Masters (MA, MBA, MEd., MS, MSN)	(5)	149	5.30%		
Doctoral (DNP, DPT, EdD)	(6)	0	0.00%		
Other	(7)	19	0.68%		
				0 25 50 100	
Response Rate					
2812/3666 (76.70%)					

2 - Overall Learning Experience: How would you rate this course as a learning experience?						
Response Option	Weight	Frequency	Percent	Percent Responses	Means	
Very poor	(1)	82	2.95%		4.12	
Poor	(2)	117	4.21%			
Fair	(3)	423	15.24%			
Good	(4)	919	33.11%			
Excellent	(5)	1235	44.49%			
				0 25 50 100	Question	
Response Rate		Mean		STD		Median
2776/3666 (75.72%)		4.12		1.01		4.00

3 - Student Learning and Workload: Please indicate the extent of your agreement with the following statements:						
I was motivated to take responsibility for my own learning in this course.						
Response Option	Weight	Frequency	Percent	Percent Responses	Means	
Strongly disagree	(1)	88	3.16%		4.21	
Disagree	(2)	83	2.98%			
Neutral	(3)	334	12.01%			
Agree	(4)	936	33.64%			
Strongly agree	(5)	1341	48.20%			
				0 25 50 100	Question	
Response Rate		Mean		STD		Median
2782/3666 (75.89%)		4.21		0.98		4.00

3 - Student Learning and Workload: Please indicate the extent of your agreement with the following statements:						
I was challenged to think deeply about the subject matter.						
Response Option	Weight	Frequency	Percent	Percent Responses	Means	
Strongly disagree	(1)	92	3.32%		4.22	
Disagree	(2)	107	3.86%			
Neutral	(3)	308	11.10%			
Agree	(4)	852	30.70%			
Strongly agree	(5)	1416	51.03%			
				0 25 50 100	Question	
Response Rate		Mean		STD		Median
2775/3666 (75.70%)		4.22		1.01		5.00

Level: School of Design Arts and Humanities

Response Rate: 2817/3666 (76.84 %)

3 - Student Learning and Workload: Please indicate the extent of your agreement with the following statements:

I was encouraged to ask my own questions and seek answers.

Response Option	Weight	Frequency	Percent	Percent Responses	Means	
Strongly disagree	(1)	91	3.30%		4.23	
Disagree	(2)	92	3.34%			
Neutral	(3)	322	11.68%			
Agree	(4)	835	30.30%			
Strongly agree	(5)	1416	51.38%			
Response Rate				Mean	STD	Median
2756/3666 (75.18%)				4.23	1.00	5.00

4 - Instructor Responsiveness and Method: Please indicate the extent of your agreement with the following statements regarding Instructor(s) -

The instructor was responsive when students had questions or needed assistance.

Response Option	Weight	Frequency	Percent	Percent Responses	Means	
Strongly disagree	(1)	84	3.02%		4.34	
Disagree	(2)	82	2.95%			
Neutral	(3)	249	8.95%			
Agree	(4)	745	26.79%			
Strongly agree	(5)	1621	58.29%			
Response Rate				Mean	STD	Median
2781/3666 (75.86%)				4.34	0.97	5.00

4 - Instructor Responsiveness and Method: Please indicate the extent of your agreement with the following statements regarding Instructor(s) -

The instructor explained course content in a way I could understand.

Response Option	Weight	Frequency	Percent	Percent Responses	Means	
Strongly disagree	(1)	120	4.33%		4.19	
Disagree	(2)	135	4.87%			
Neutral	(3)	310	11.18%			
Agree	(4)	749	27.01%			
Strongly agree	(5)	1459	52.61%			
Response Rate				Mean	STD	Median
2773/3666 (75.64%)				4.19	1.09	5.00

4 - Instructor Responsiveness and Method: Please indicate the extent of your agreement with the following statements regarding Instructor(s) -

The instructor used teaching methods that helped me learn.

Response Option	Weight	Frequency	Percent	Percent Responses	Means	
Strongly disagree	(1)	149	5.41%		4.11	
Disagree	(2)	137	4.97%			
Neutral	(3)	360	13.07%			
Agree	(4)	737	26.75%			
Strongly agree	(5)	1372	49.80%			
Response Rate				Mean	STD	Median
2755/3666 (75.15%)				4.11	1.14	4.00

Level: School of Design Arts and Humanities

Response Rate: 2817/3666 (76.84 %)

5 - Student Engagement: During class, how often did you engage in learning activities such as: For in-person courses: case studies, discussion groups, projects, problem solving, group work, etc.? For online courses: discussion boards, wikis, chat, blogs, projects, group work, etc.?

Response Option	Weight	Frequency	Percent	Percent Responses	Means	
Never	(1)	123	4.45%		3.92	
Almost never	(2)	190	6.87%			
Sometimes	(3)	573	20.71%			
Fairly often	(4)	780	28.19%			
Very often	(5)	1101	39.79%			
Response Rate				Mean	STD	Median
2767/3666 (75.48%)				3.92	1.13	4.00

6 - Grading and Feedback: Please indicate your level of agreement with the following statements about your instructor, Instructor(s). -

I received useful feedback from the instructor.

Response Option	Weight	Frequency	Percent	Percent Responses	Means	
Strongly disagree	(1)	103	3.71%		4.20	
Disagree	(2)	118	4.25%			
Neutral	(3)	328	11.82%			
Agree	(4)	807	29.07%			
Strongly agree	(5)	1420	51.15%			
Response Rate				Mean	STD	Median
2776/3666 (75.72%)				4.20	1.05	5.00

6 - Grading and Feedback: Please indicate your level of agreement with the following statements about your instructor, Instructor(s). -

I received grades and feedback on assignments/tests in a timely manner (as communicated by the instructor).

Response Option	Weight	Frequency	Percent	Percent Responses	Means	
Strongly disagree	(1)	100	3.62%		4.21	
Disagree	(2)	105	3.80%			
Neutral	(3)	294	10.65%			
Agree	(4)	871	31.56%			
Strongly agree	(5)	1390	50.36%			
Response Rate				Mean	STD	Median
2760/3666 (75.29%)				4.21	1.02	5.00

7 - Grading Policies: Please indicate your level of agreement with the following statements:

The grading policies in this course were clear.

Response Option	Weight	Frequency	Percent	Percent Responses	Means	
Strongly disagree	(1)	96	3.46%		4.24	
Disagree	(2)	107	3.86%			
Neutral	(3)	274	9.87%			
Agree	(4)	864	31.14%			
Strongly agree	(5)	1434	51.68%			
Response Rate				Mean	STD	Median
2775/3666 (75.70%)				4.24	1.01	5.00

Level: School of Design Arts and Humanities

Response Rate: 2817/3666 (76.84 %)

7 - Grading Policies: Please indicate your level of agreement with the following statements:

The grading policies in this course were consistently following.

Response Option	Weight	Frequency	Percent	Percent Responses	Means	
Strongly disagree	(1)	94	3.41%		4.27	
Disagree	(2)	82	2.97%			
Neutral	(3)	262	9.50%			
Agree	(4)	871	31.57%			
Strongly agree	(5)	1450	52.56%			
Response Rate				Mean	STD	Median
2759/3666 (75.26%)				4.27	0.99	5.00