

Level: School of Business and Technology

Response Rate: 2159/2788 (77.44 %)

1 - Academic Level/Standing: What is your classification at Marymount?					
Response Option	Weight	Frequency	Percent	Percent Responses	Means
Freshman	(1)	152	7.06%		
Sophomore	(2)	376	17.46%		
Junior	(3)	485	22.52%		
Senior	(4)	489	22.70%		
Masters (MA, MBA, MEd., MS, MSN)	(5)	568	26.37%		
Doctoral (DNP, DPT, EdD)	(6)	56	2.60%		
Other	(7)	28	1.30%		
				0 25 50 100	
Response Rate					
2154/2788 (77.26%)					

2 - Overall Learning Experience: How would you rate this course as a learning experience?						
Response Option	Weight	Frequency	Percent	Percent Responses	Means	
Very poor	(1)	54	2.57%		4.27	
Poor	(2)	76	3.62%			
Fair	(3)	241	11.48%			
Good	(4)	598	28.49%			
Excellent	(5)	1130	53.84%			
				0 25 50 100	Question	
Response Rate		Mean		STD		Median
2099/2788 (75.29%)		4.27		0.98		5.00

3 - Student Learning and Workload: Please indicate the extent of your agreement with the following statements:						
I was motivated to take responsibility for my own learning in this course.						
Response Option	Weight	Frequency	Percent	Percent Responses	Means	
Strongly disagree	(1)	44	2.09%		4.38	
Disagree	(2)	32	1.52%			
Neutral	(3)	207	9.82%			
Agree	(4)	628	29.81%			
Strongly agree	(5)	1196	56.76%			
				0 25 50 100	Question	
Response Rate		Mean		STD		Median
2107/2788 (75.57%)		4.38		0.88		5.00

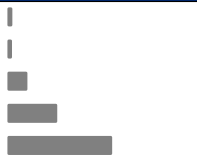
3 - Student Learning and Workload: Please indicate the extent of your agreement with the following statements:						
I was challenged to think deeply about the subject matter.						
Response Option	Weight	Frequency	Percent	Percent Responses	Means	
Strongly disagree	(1)	59	2.81%		4.33	
Disagree	(2)	52	2.48%			
Neutral	(3)	216	10.29%			
Agree	(4)	591	28.14%			
Strongly agree	(5)	1182	56.29%			
				0 25 50 100	Question	
Response Rate		Mean		STD		Median
2100/2788 (75.32%)		4.33		0.95		5.00

Level: School of Business and Technology

Response Rate: 2159/2788 (77.44 %)


3 - Student Learning and Workload: Please indicate the extent of your agreement with the following statements:

I was encouraged to ask my own questions and seek answers.

Response Option	Weight	Frequency	Percent	Percent Responses	Means	
Strongly disagree	(1)	56	2.68%		4.33	
Disagree	(2)	52	2.49%			
Neutral	(3)	227	10.86%			
Agree	(4)	566	27.07%			
Strongly agree	(5)	1190	56.91%			
Response Rate				Mean	STD	Median
2091/2788 (75.00%)				4.33	0.95	5.00


4 - Instructor Responsiveness and Method: Please indicate the extent of your agreement with the following statements regarding Instructor(s) -

The instructor was responsive when students had questions or needed assistance.

Response Option	Weight	Frequency	Percent	Percent Responses	Means	
Strongly disagree	(1)	58	2.75%		4.41	
Disagree	(2)	59	2.80%			
Neutral	(3)	168	7.97%			
Agree	(4)	488	23.16%			
Strongly agree	(5)	1334	63.31%			
Response Rate				Mean	STD	Median
2107/2788 (75.57%)				4.41	0.95	5.00

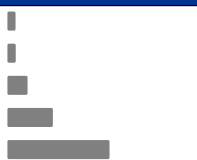
4 - Instructor Responsiveness and Method: Please indicate the extent of your agreement with the following statements regarding Instructor(s) -

The instructor explained course content in a way I could understand.

Response Option	Weight	Frequency	Percent	Percent Responses	Means	
Strongly disagree	(1)	83	3.95%		4.27	
Disagree	(2)	96	4.57%			
Neutral	(3)	213	10.15%			
Agree	(4)	495	23.58%			
Strongly agree	(5)	1212	57.74%			
Response Rate				Mean	STD	Median
2099/2788 (75.29%)				4.27	1.07	5.00

4 - Instructor Responsiveness and Method: Please indicate the extent of your agreement with the following statements regarding Instructor(s) -

The instructor used teaching methods that helped me learn.

Response Option	Weight	Frequency	Percent	Percent Responses	Means	
Strongly disagree	(1)	92	4.41%		4.22	
Disagree	(2)	94	4.51%			
Neutral	(3)	228	10.93%			
Agree	(4)	515	24.69%			
Strongly agree	(5)	1157	55.47%			
Response Rate				Mean	STD	Median
2086/2788 (74.82%)				4.22	1.09	5.00

Level: School of Business and Technology

Response Rate: 2159/2788 (77.44 %)

5 - Student Engagement: During class, how often did you engage in learning activities such as: For in-person courses: case studies, discussion groups, projects, problem solving, group work, etc.? For online courses: discussion boards, wikis, chat, blogs, projects, group work, etc.?

Response Option	Weight	Frequency	Percent	Percent Responses	Means	
Never	(1)	60	2.86%		4.11	
Almost never	(2)	86	4.11%			
Sometimes	(3)	402	19.19%			
Fairly often	(4)	556	26.54%			
Very often	(5)	991	47.30%			
Response Rate				Mean	STD	Median
2095/2788 (75.14%)				4.11	1.04	4.00

6 - Grading and Feedback: Please indicate your level of agreement with the following statements about your instructor, Instructor(s). -

I received useful feedback from the instructor.

Response Option	Weight	Frequency	Percent	Percent Responses	Means	
Strongly disagree	(1)	61	2.90%		4.28	
Disagree	(2)	90	4.27%			
Neutral	(3)	215	10.21%			
Agree	(4)	573	27.21%			
Strongly agree	(5)	1167	55.41%			
Response Rate				Mean	STD	Median
2106/2788 (75.54%)				4.28	1.01	5.00

6 - Grading and Feedback: Please indicate your level of agreement with the following statements about your instructor, Instructor(s). -

I received grades and feedback on assignments/tests in a timely manner (as communicated by the instructor).

Response Option	Weight	Frequency	Percent	Percent Responses	Means	
Strongly disagree	(1)	64	3.06%		4.32	
Disagree	(2)	58	2.77%			
Neutral	(3)	234	11.18%			
Agree	(4)	532	25.42%			
Strongly agree	(5)	1205	57.57%			
Response Rate				Mean	STD	Median
2093/2788 (75.07%)				4.32	0.99	5.00

7 - Grading Policies: Please indicate your level of agreement with the following statements:

The grading policies in this course were clear.

Response Option	Weight	Frequency	Percent	Percent Responses	Means	
Strongly disagree	(1)	48	2.27%		4.38	
Disagree	(2)	66	3.13%			
Neutral	(3)	173	8.20%			
Agree	(4)	580	27.49%			
Strongly agree	(5)	1243	58.91%			
Response Rate				Mean	STD	Median
2110/2788 (75.68%)				4.38	0.93	5.00

Level: School of Business and Technology

Response Rate: 2159/2788 (77.44 %)

7 - Grading Policies: Please indicate your level of agreement with the following statements:

The grading policies in this course were consistently following.

Response Option	Weight	Frequency	Percent	Percent Responses	Means	
Strongly disagree	(1)	45	2.15%		4.39	
Disagree	(2)	60	2.87%			
Neutral	(3)	177	8.47%	■		
Agree	(4)	567	27.13%	■		
Strongly agree	(5)	1241	59.38%	■		
				0 25 50 100	Question	
Response Rate				Mean	STD	Median
2090/2788 (74.96%)				4.39	0.92	5.00