




















Level: First Year Experience

Response Rate: 55/90 (61.11 %)

1 - Academic Level/Standing: What is your classification at Marymount?					
Response Option	Weight	Frequency	Percent	Percent Responses	Means
Freshman	(1)	23	41.82%		
Sophomore	(2)	11	20.00%		
Junior	(3)	14	25.45%		
Senior	(4)	7	12.73%		
Masters (MA, MBA, MEd., MS, MSN)	(5)	0	0.00%		
Doctoral (DNP, DPT, EdD)	(6)	0	0.00%		
Other	(7)	0	0.00%		
				0 25 50 100	
Response Rate					
55/90 (61.11%)					

2 - Overall Learning Experience: How would you rate this course as a learning experience?						
Response Option	Weight	Frequency	Percent	Percent Responses	Means	
Very poor	(1)	8	15.09%			
Poor	(2)	1	1.89%			
Fair	(3)	1	1.89%			
Good	(4)	18	33.96%			
Excellent	(5)	25	47.17%			
				0 25 50 100	Question	
Response Rate		Mean		STD		Median
53/90 (58.89%)		3.96		1.40		4.00

3 - Student Learning and Workload: Please indicate the extent of your agreement with the following statements:						
I was motivated to take responsibility for my own learning in this course.						
Response Option	Weight	Frequency	Percent	Percent Responses	Means	
Strongly disagree	(1)	4	7.41%			
Disagree	(2)	1	1.85%			
Neutral	(3)	4	7.41%			
Agree	(4)	18	33.33%			
Strongly agree	(5)	27	50.00%			
				0 25 50 100	Question	
Response Rate		Mean		STD		Median
54/90 (60.00%)		4.17		1.15		4.50

3 - Student Learning and Workload: Please indicate the extent of your agreement with the following statements:						
I was challenged to think deeply about the subject matter.						
Response Option	Weight	Frequency	Percent	Percent Responses	Means	
Strongly disagree	(1)	5	9.26%			
Disagree	(2)	1	1.85%			
Neutral	(3)	6	11.11%			
Agree	(4)	11	20.37%			
Strongly agree	(5)	31	57.41%			
				0 25 50 100	Question	
Response Rate		Mean		STD		Median
54/90 (60.00%)		4.15		1.27		5.00

Level: First Year Experience

Response Rate: 55/90 (61.11 %)

3 - Student Learning and Workload: Please indicate the extent of your agreement with the following statements:

I was encouraged to ask my own questions and seek answers.

Response Option	Weight	Frequency	Percent	Percent Responses	Means	
Strongly disagree	(1)	4	7.41%			
Disagree	(2)	2	3.70%			
Neutral	(3)	5	9.26%			
Agree	(4)	13	24.07%			
Strongly agree	(5)	30	55.56%			
Response Rate				Mean	STD	Median
54/90 (60.00%)				4.17	1.21	5.00

4 - Instructor Responsiveness and Method: Please indicate the extent of your agreement with the following statements regarding Instructor(s) -

The instructor was responsive when students had questions or needed assistance.

Response Option	Weight	Frequency	Percent	Percent Responses	Means	
Strongly disagree	(1)	4	7.41%			
Disagree	(2)	3	5.56%			
Neutral	(3)	3	5.56%			
Agree	(4)	9	16.67%			
Strongly agree	(5)	35	64.81%			
Response Rate				Mean	STD	Median
54/90 (60.00%)				4.26	1.25	5.00

4 - Instructor Responsiveness and Method: Please indicate the extent of your agreement with the following statements regarding Instructor(s) -

The instructor explained course content in a way I could understand.

Response Option	Weight	Frequency	Percent	Percent Responses	Means	
Strongly disagree	(1)	4	7.41%			
Disagree	(2)	3	5.56%			
Neutral	(3)	4	7.41%			
Agree	(4)	13	24.07%			
Strongly agree	(5)	30	55.56%			
Response Rate				Mean	STD	Median
54/90 (60.00%)				4.15	1.23	5.00

4 - Instructor Responsiveness and Method: Please indicate the extent of your agreement with the following statements regarding Instructor(s) -

The instructor used teaching methods that helped me learn.

Response Option	Weight	Frequency	Percent	Percent Responses	Means	
Strongly disagree	(1)	4	7.41%			
Disagree	(2)	2	3.70%			
Neutral	(3)	5	9.26%			
Agree	(4)	11	20.37%			
Strongly agree	(5)	32	59.26%			
Response Rate				Mean	STD	Median
54/90 (60.00%)				4.20	1.22	5.00

Level: First Year Experience

Response Rate: 55/90 (61.11 %)

5 - Student Engagement: During class, how often did you engage in learning activities such as: For in-person courses: case studies, discussion groups, projects, problem solving, group work, etc.? For online courses: discussion boards, wikis, chat, blogs, projects, group work, etc.?

Response Option	Weight	Frequency	Percent	Percent Responses	Means	
Never	(1)	2	3.77%		4.28	
Almost never	(2)	1	1.89%			
Sometimes	(3)	6	11.32%			
Fairly often	(4)	15	28.30%			
Very often	(5)	29	54.72%			
Response Rate				Mean	STD	Median
53/90 (58.89%)				4.28	1.01	5.00

6 - Grading and Feedback: Please indicate your level of agreement with the following statements about your instructor, Instructor(s). -

I received useful feedback from the instructor.

Response Option	Weight	Frequency	Percent	Percent Responses	Means	
Strongly disagree	(1)	3	5.56%		4.24	
Disagree	(2)	3	5.56%			
Neutral	(3)	4	7.41%			
Agree	(4)	12	22.22%			
Strongly agree	(5)	32	59.26%			
Response Rate				Mean	STD	Median
54/90 (60.00%)				4.24	1.16	5.00

6 - Grading and Feedback: Please indicate your level of agreement with the following statements about your instructor, Instructor(s). -

I received grades and feedback on assignments/tests in a timely manner (as communicated by the instructor).

Response Option	Weight	Frequency	Percent	Percent Responses	Means	
Strongly disagree	(1)	3	5.56%		4.30	
Disagree	(2)	3	5.56%			
Neutral	(3)	2	3.70%			
Agree	(4)	13	24.07%			
Strongly agree	(5)	33	61.11%			
Response Rate				Mean	STD	Median
54/90 (60.00%)				4.30	1.14	5.00

7 - Grading Policies: Please indicate your level of agreement with the following statements:

The grading policies in this course were clear.







Response Option	Weight	Frequency	Percent	Percent Responses	Means	
Strongly disagree	(1)	3	5.56%		4.30	
Disagree	(2)	3	5.56%			
Neutral	(3)	2	3.70%			
Agree	(4)	13	24.07%			
Strongly agree	(5)	33	61.11%			
Response Rate				Mean	STD	Median
54/90 (60.00%)				4.30	1.14	5.00

Level: First Year Experience

Response Rate: 55/90 (61.11 %)

7 - Grading Policies: Please indicate your level of agreement with the following statements:

The grading policies in this course were consistently following.

Response Option	Weight	Frequency	Percent	Percent Responses	Means	
Strongly disagree	(1)	3	5.56%			
Disagree	(2)	2	3.70%			
Neutral	(3)	3	5.56%			
Agree	(4)	13	24.07%			
Strongly agree	(5)	33	61.11%			
				0 25 50 100	Question	
Response Rate				Mean	STD	Median
54/90 (60.00%)				4.31	1.11	5.00