

Marymount at Your Service Survey Report

Campus Climate Results

Office of Planning and Institutional Effectiveness June 2018

In spring 2018, Marymount's Office of Planning and Institutional Effectiveness conducted the third Marymount at Your Service Survey of undergraduate and graduate students. The online survey, initially launched in 2012, is composed of two parts: questions related to campus climate and a series of questions related to service quality. The results of each section are reported separately.

The survey is administered every two years. Campus climate questions were substantially revised following the initial launch in 2012, so comparisons are made only with the 2014, 2016, and 2018 administrations.

<u>Year</u>	<u>No. of Respondents</u>	<u>Response Rate</u>
2014	993	31%
2016	949	29%
2018	898	28%

Throughout this survey, results are interpreted using a performance benchmark of 4.0, although slightly lower results (3.5 on a five point scale) would still indicate agreement with the statement.

This year, PIE conducted a factor analysis of student responses to determine if there was an underlying structure to sets of statements that would allow us to group statements into several meaningful constructs, as a way to simplify reporting. While there are positive correlations between all statements at significant levels for both undergraduates and graduates (p.7), the factor analysis revealed that the statements are so closely correlated with each other that it is difficult to identify meaningful groupings of behaviors. We were able, however, to identify four factors that account for the majority, though not all, of the variance;

1. Academic Challenge
2. Global Perspective, Diversity, and Service
3. Connections to Marymount
4. Connections to the Community

These four indicators also showed high internal consistency when they were evaluated for reliability and may provide a useful and reliable way to look at campus climate survey results. Details of the indicators are available in the appendix of this report.

Overall Results

Academic Challenge

- Both undergraduates and graduates report a level of academic challenge that meet (UG) or exceeds (GR) the benchmark of 4.0/5.0.
- First-year students are less likely than other groups to agree with statements related to academic challenge, with significant differences between first-years and sophomores and first-years and juniors.
- Graduate students' level of agreement with all statements related to academic challenge is higher than undergraduates and has significantly increased over the past five years.

Global Perspective, Diversity, and Service

- While students' responses to this indicator meet the performance standards, graduate students show a higher level of agreement than undergraduates, and their agreement with all statements has increased over the past five years.
- With the exception of agreement that MU offers opportunities to travel abroad connected to student programs, undergraduate students' agreement with the component statements of this indicator has not increased in any meaningful way.
- There are no significant differences for undergraduates by class level, admit status, or residence status.
- In looking at the component statements of this indicator, transfer students are more likely to agree that their coursework emphasizes ethics than first-college students.
- Both undergraduates and graduate respondents agreed strongly that Marymount is welcoming to people of all faiths. This statement received the highest level of agreement of all statements on the climate survey.

Connections to Marymount

- Both graduate and undergraduates were least likely to agree with questions related to connectedness. The levels of agreement with these statements are significantly below the desired 4.0 threshold for all students.
- For undergraduates, the level of agreement remains steady, and there are no significant differences in the level of agreement with these statements by class level, admit status, or residence status. Graduate students have increased their level of agreement over the past five years, yet, overall, this indicator has not seen significant improvement.

Connections to the Community

- Graduate student agreement is increasing, but undergraduate agreement remains steady at levels below the 4.0 threshold.
- There are no significant differences between undergraduates by class rank, admit status, and on-campus or off-campus residence.
- In looking at the component statements of this indicator, off-campus students are more likely to agree that MU is well-thought of by friends outside of school than on-campus students, and transfer students are more likely to agree with this statement than first-college students.

RESULTS

Chart 1: Results by Campus Climate Indicator

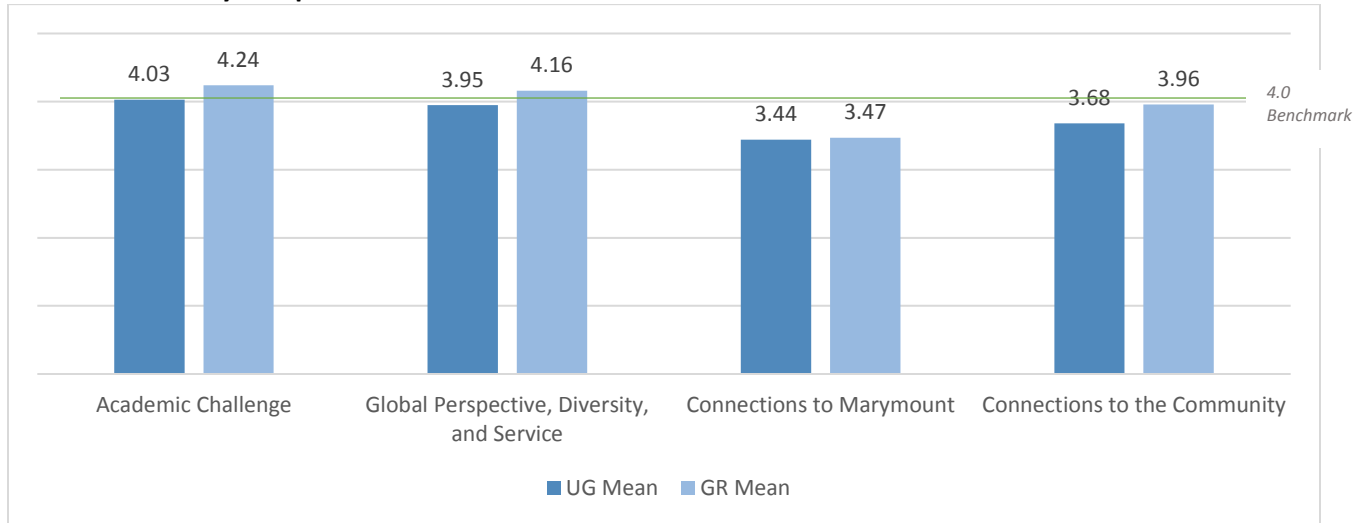


Table 1: Trend Snapshot

Undergraduate Students	2014	2016	2018	Trend
Academic Challenge	3.99	4.04	4.03	
Global Perspective, Diversity, and Service	3.90	4.00	3.95	
Connections to Marymount	3.48	3.48	3.44	
Connections to Community	+	+	+	
Graduate Students	2014	2016	2018	Trend
Academic Challenge	4.14	4.25	4.24	*↑
Global Perspective, Diversity, and Service	4.01	4.05	4.16	*↑
Connections to Marymount	3.38	3.30	3.47	
Connections to Community	+	+	+	

The “” denotes that the slope of the regression line is >0.02, an indicator that the trend is meaningfully increasing or decreasing over time. The arrow indicates whether the trend is increasing or decreasing. Statements that do not have three years of ratings were excluded.

+Annual comparison is not possible, since the fourth component of the factor does not have results for years other than 2018.

Chart 2: Results for Undergraduates by Class Rank

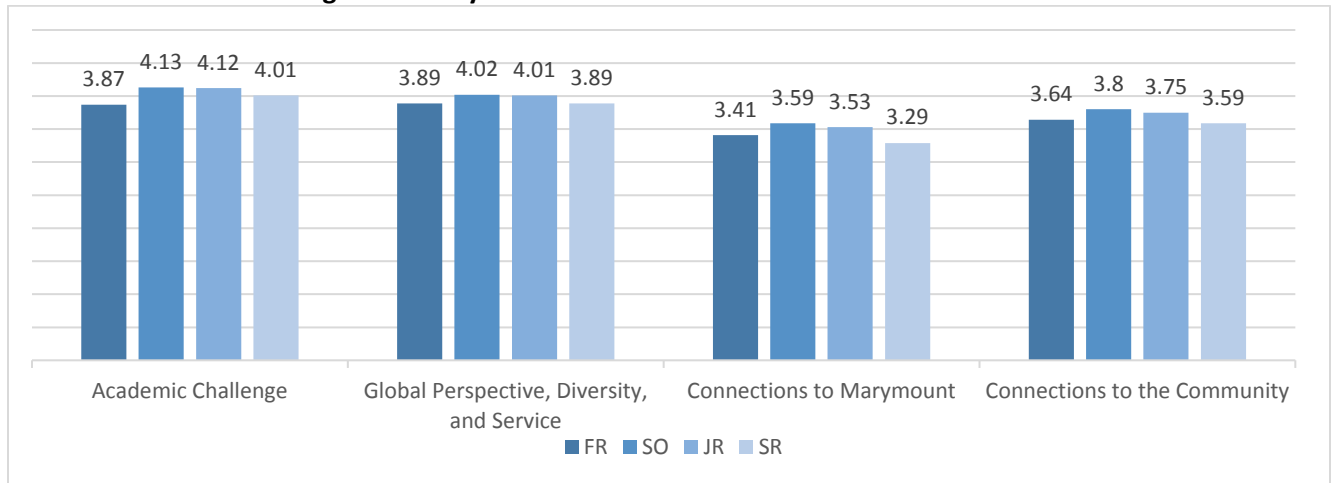


Chart 3: Results for Undergraduates by Admit Status

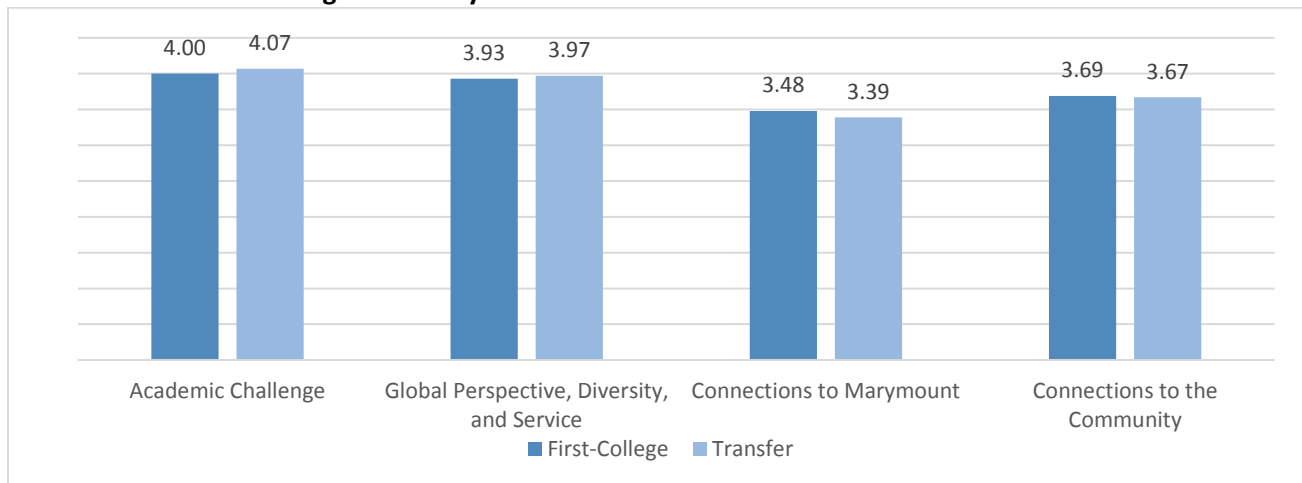


Chart 4: Results for Undergraduates by Residence Status

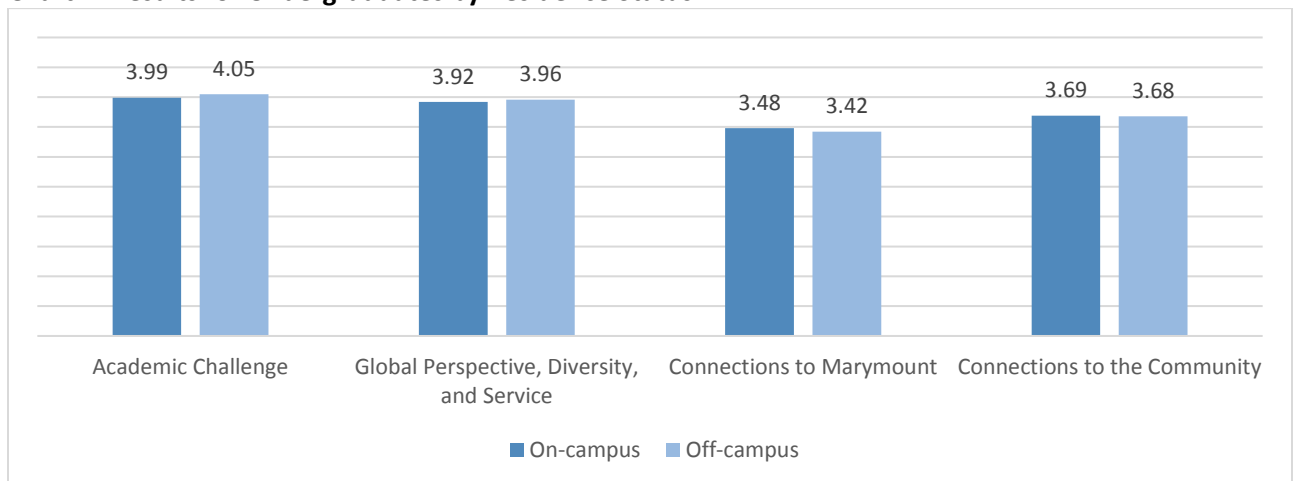


Table 1: Significance of Difference between Ratings and Benchmark of 4.0

	UG			GR		
	Mean	N	SD	Mean	N	SD
Academic Challenge	4.03	584	.745	4.24*	310	.714
I feel academically challenged by my coursework at Marymount.	4.01	583	0.883	4.25*	310	0.835
In general, classes at Marymount require me to do a substantial amount of studying to receive good grades.	4.10*	583	0.834	4.18*	310	0.902
Marymount encourages my intellectual curiosity.	3.98	578	0.856	4.30*	309	0.758
Global Perspective, Diversity, and Service	3.95	585	.731	4.16*	310	.588
The importance of service to others is emphasized at Marymount.	3.88*	582	0.919	4.04	308	0.832
Marymount offers opportunities to travel abroad that are connected to my major/program.	3.85*	581	1.063	4.06	308	0.949
My coursework at Marymount emphasizes different world views.	3.85*	580	0.945	4.05	309	0.866
Marymount is welcoming to people of all faiths.	4.28*	581	0.808	4.46*	310	0.675
My coursework at Marymount places an emphasis on ethics.	3.97	579	0.880	4.37*	309	0.697
Marymount offers many opportunities for me to participate in service to others.	3.89*	579	0.947	3.99	309	0.890
Connections to Marymount	3.44*	582	.965	3.47*	310	.856
I feel connected to the Marymount community.	3.46*	581	1.154	3.46*	308	1.062
After I graduate, I plan to participate in alumni activities.	3.21*	580	1.138	3.33*	310	1.097
There are sufficient opportunities for me to participate in health and wellness programs.	3.65*	576	1.026	3.63*	309	0.947
Connections to the Community	3.68*	584	.848	3.96	310	.654
Marymount is well thought of by my friends outside of school.	3.49*	583	1.063	3.75*	310	0.881
Marymount offers opportunities for me to network in my field.	3.77*	583	1.018	4.13*	310	0.824
Marymount uses social media to provide useful information.	3.66*	582	0.993	3.80*	309	0.886
Marymount provide me with opportunities to develop the knowledge and skills I need to effectively serve my community.	3.84*	582	0.907	4.14*	310	0.808

*Indicates that there is a significant difference between rating and benchmark of 4.0, measured using a one-sample t-test with $p < .05$.

Table 2: Trend Snapshot: 2014-2018

	UG				GR			
	2014	2016	2018	Trend	2014	2016	2018	Trend
Academic Challenge	3.99	4.04	4.03		4.14	4.25	4.24	*↑
I feel academically challenged by my coursework at Marymount.	4.00	4.06	4.01		4.18	4.26	4.25	
In general, classes at Marymount require me to do a substantial amount of studying to receive good grades.	4.07	4.10	4.10		4.13	4.18	4.18	
Marymount encourages my intellectual curiosity.	3.90	3.97	3.98		4.11	4.29	4.30	*↑
Global Perspective, Diversity, and Service	3.90	4.00	3.95		4.01	4.05	4.16	*↑
The importance of service to others is emphasized at Marymount.	3.86	3.87	3.88		3.88	3.91	4.04	*↑
Marymount offers opportunities to travel abroad that are connected to my major/program.	3.64	3.96	3.85	*↑	3.79	3.99	4.06	*↑

	UG				GR			
	2014	2016	2018	Trend	2014	2016	2018	Trend
My coursework at Marymount emphasizes different world views.	3.78	3.84	3.85		3.93	3.96	4.05	*↑
Marymount is welcoming to people of all faiths.	4.22	4.31	4.28		4.31	4.33	4.46	*↑
My coursework at Marymount places an emphasis on ethics.	3.94	4.03	3.97		4.27	4.25	4.37	
Marymount offers many opportunities for me to participate in service to others.	3.97	3.98	3.89		3.88	3.87	3.99	*↑
Connections to Marymount	3.48	3.48	3.44		3.38	3.30	3.47	
I feel connected to the Marymount community.	3.50	3.57	3.46		3.32	3.36	3.46	*↑
After I graduate, I plan to participate in alumni activities.	3.22	3.28	3.21		3.20	3.18	3.33	*↑
There are sufficient opportunities for me to participate in health and wellness programs.	3.72	3.60	3.65		3.61	3.34	3.63	
Connections to the Community	+	+	+		+	+	+	+
Marymount is well thought of by my friends outside of school.	3.48	3.50	3.49		3.64	3.65	3.75	*↑
Marymount offers opportunities for me to network in my field.	3.73	3.80	3.77		3.87	3.98	4.13	*↑
Marymount uses social media to provide useful information.	3.69	3.68	3.66		3.63	3.72	3.80	*↑
Marymount provide me with opportunities to develop the knowledge and skills I need to effectively serve my community.	--	--	3.84		--	--	4.14	

*The “**” denotes that the slope of the regression line is >0.02, an indicator that the trend is meaningfully increasing or decreasing over time. The arrow indicates whether the trend is increasing or decreasing. Statements that do not have three years of ratings were excluded.

+Annual comparison is not possible, since the fourth component of the factor does not have results for years other than 2018.

Table 3: Comparison of Results by Undergraduate Class Rank

	FR	SO	JR	SR
Academic Challenge	3.87* (FR-SO, FR-JR)	4.13	4.12	4.01
I feel academically challenged by my coursework at Marymount.	3.89* (FR-JR)	4.04	4.04	4.04
In general, classes at Marymount require me to do a substantial amount of studying to receive good grades.	3.94* (FR-SO, FR-JR)	4.18	4.16	4.12
Marymount encourages my intellectual curiosity.	3.89	4.15	3.98	3.94
Global Perspective, Diversity, and Service	3.89	4.02	4.01	3.89
The importance of service to others is emphasized at Marymount.	3.91	3.98	3.85	3.85
Marymount offers opportunities to travel abroad that are connected to my major/program.	3.84	3.95	3.85	3.83
My coursework at Marymount emphasizes different world views.	3.81	3.96	3.80	3.87
Marymount is welcoming to people of all faiths.	4.25	4.39	4.28	4.22
My coursework at Marymount places an emphasis on ethics.	3.78	3.99	4.04	4.06
Marymount offers many opportunities for me to participate in service to others.	3.93	3.97	3.90	3.83
Connections to Marymount	3.41	3.59	3.53	3.29
I feel connected to the Marymount community.	3.39	3.65	3.52	3.35
After I graduate, I plan to participate in alumni activities.	3.26	3.33	3.22	3.12
There are sufficient opportunities for me to participate in health and wellness programs.	3.63	3.76	3.69	3.56

	FR	SO	JR	SR
Connections to the Community	3.64	3.80	3.75	3.59
Marymount is well thought of by my friends outside of school.	3.40	3.48	3.56	3.48
Marymount offers opportunities for me to network in my field.	3.84	3.83	3.77	3.67
Marymount uses social media to provide useful information.	3.75	3.74	3.64	3.59
Marymount provide me with opportunities to develop the knowledge and skills I need to effectively serve my community.	3.84	3.94	3.80	3.79

*Indicates that there is a significant difference between class ratings, measured using one-way ANOVA with $p < .05$.

Table 4: Comparison by Undergraduate Admit Status

	First-College	Transfer	Sig.*
Academic Challenge	4.00	4.07	
I feel academically challenged by my coursework at Marymount.	3.97	4.06	
In general, classes at Marymount require me to do a substantial amount of studying to receive good grades.	4.07	4.17	
Marymount encourages my intellectual curiosity.	3.97	4.01	
Global Perspective, Diversity, and Service	3.93	3.97	
The importance of service to others is emphasized at Marymount.	3.87	3.90	
Marymount offers opportunities to travel abroad that are connected to my major/program.	3.85	3.86	
My coursework at Marymount emphasizes different world views.	3.86	3.83	
Marymount is welcoming to people of all faiths.	4.27	4.29	
My coursework at Marymount places an emphasis on ethics.	3.90	4.09	*
Marymount offers many opportunities for me to participate in service to others.	3.86	3.93	
Connections to Marymount	3.48	3.39	
I feel connected to the Marymount community.	3.51	3.38	
After I graduate, I plan to participate in alumni activities.	3.22	3.20	
There are sufficient opportunities for me to participate in health and wellness programs.	3.69	3.58	
Connections to the Community	3.69	3.67	
Marymount is well thought of by my friends outside of school.	3.41	3.60	*
Marymount offers opportunities for me to network in my field.	3.82	3.67	
Marymount uses social media to provide useful information.	3.68	3.63	
Marymount provide me with opportunities to develop the knowledge and skills I need to effectively serve my community.	3.86	3.81	

*Indicates that there is a significant difference between groups, measured using an independent-samples t-test with $p < .05$.

Table 5: Comparison by Undergraduate Residence Status

	On-campus	Off-campus	Sig.*
Academic Challenge	3.99	4.05	
I feel academically challenged by my coursework at Marymount.	3.97	4.03	
In general, classes at Marymount require me to do a substantial amount of studying to receive good grades.	4.07	4.12	

	On-campus	Off-campus	Sig.*
Marymount encourages my intellectual curiosity.	3.94	4.01	
Global Perspective, Diversity, and Service	3.92	3.96	
The importance of service to others is emphasized at Marymount.	3.87	3.89	
Marymount offers opportunities to travel abroad that are connected to my major/program.	3.87	3.85	
My coursework at Marymount emphasizes different world views.	3.87	3.83	
Marymount is welcoming to people of all faiths.	4.25	4.29	
My coursework at Marymount places an emphasis on ethics.	3.85	4.03	*
Marymount offers many opportunities for me to participate in service to others.	3.85	3.91	
Connections to Marymount	3.48	3.42	
I feel connected to the Marymount community.	3.49	3.44	
After I graduate, I plan to participate in alumni activities.	3.28	3.18	
There are sufficient opportunities for me to participate in health and wellness programs.	3.66	3.64	
Connections to the Community	3.69	3.68	
Marymount is well thought of by my friends outside of school.	3.33	3.56	*
Marymount offers opportunities for me to network in my field.	3.85	3.72	
Marymount uses social media to provide useful information.	3.69	3.65	
Marymount provide me with opportunities to develop the knowledge and skills I need to effectively serve my community.	3.89	3.81	

*Indicates that there is a significant difference between ratings based on residence status, measured using an independent samples t-test with $p < .05$.

Appendix 1: Campus Climate Indicators

Campus Climate Indicators are summary measures based on sets of questions on the campus climate section of the MAYS Student Survey. Below is a listing of the survey statements that comprise each indicator.

1. Academic Challenge

- *I feel academically challenged by my coursework at Marymount.*
- *In general, classes at Marymount require me to do a substantial amount of studying to receive good grades.*
- *Marymount encourages my intellectual curiosity.*

2. Global Perspective, Diversity, and Service

- *The importance of service to others is emphasized at Marymount.*
- *Marymount offers opportunities to travel abroad that are connected to my major/program.*
- *My coursework at Marymount emphasizes different world views.*
- *Marymount is welcoming to people of all faiths.*
- *My coursework at Marymount places an emphasis on ethics.*
- *Marymount offers many opportunities for me to participate in service to others.*

3. Connections to Marymount

- *I feel connected to the Marymount community.*
- *After I graduate, I plan to participate in alumni activities.*
- *There are sufficient opportunities for me to participate in health and wellness programs.*

4. Connections to the Community

- *Marymount is well thought of by my friends outside of school.*
- *Marymount offers opportunities for me to network in my field.*
- *Marymount uses social media to provide useful information.*
- *Marymount provides me with opportunities to develop the knowledge and skills I need to effectively serve my community.*

Appendix 2: Relationship between Statements, 2014-2018

Bivariate correlation analysis is used to examine the relationships between responses to the fifteen statements on the 2014, 2016, and 2018 surveys; all statements were positively correlated with each other at both the undergraduate and graduate level.

Among undergraduate respondents, there were strong relationships between the following statements:

- Feeling academically challenged and agreement that substantial studying is needed to receive good grades, as well as agreement that Marymount encourages intellectual curiosity. The strongest relationship is between feeling academically challenged and agreeing that classes require a substantial amount of studying to get good grades.
- Agreement that MU courses emphasize different world views with agreement that MU encourages intellectual curiosity, emphasizes ethics, and provides opportunities for participation in service.
Agreement that service to others is emphasized at Marymount and agreement that MU offers many opportunities to participate in service to others, agreement that MU offers many service opportunities, and feelings of connectedness to the university. There is also a strong relationship between agreement that MU offers service opportunities and agreement that coursework emphasizes ethics.
- Feeling connected to the university and intent to participate in alumni activities as well as agreement that MU offers opportunities to participate in service and health and wellness programs.
 - a. Agreement that MU uses social media to provide useful information and that MU offers opportunities to network. There is also a strong relationship between MU's use of social media and agreement that MU is well-thought-of outside of school.
- Agreement that MU provides sufficient health and wellness programming with opportunities to participation in service, feeling connected to MU, MU's reputation outside the university, MU's use of social media.

Table 11: Correlation between Statements, Undergraduate Responses

	1	2	3	4	5	6	7	8	9	10	11	12	13	14	15
1. I feel academically challenged by my coursework at Marymount.		.659**	.413**	.525**	.195**	.365**	.302**	.341**	.314**	.265**	.262**	.287**	.307**	.314**	.270**
2. In general, classes at Marymount require me to do a substantial amount of studying to receive good grades.	.659**		.404**	.485**	.170**	.343**	.307**	.357**	.316**	.221**	.248**	.268**	.309**	.267**	.255**
3. The importance of service to others is emphasized at Marymount.	.413**	.404**		.618**	.334**	.478**	.392**	.464**	.598**	.485**	.439**	.425**	.418**	.409**	.402**
4. Marymount encourages my intellectual curiosity.	.525**	.485**	.618**		.319**	.555**	.424**	.498**	.493**	.443**	.397**	.452**	.436**	.407**	.407**
5. Marymount offers opportunities to travel abroad that are connected to my major/program.	.195**	.170**	.334**	.319**		.363**	.330**	.280**	.391**	.310**	.286**	.303**	.265**	.375**	.313**
6. My coursework at Marymount emphasizes different world views.	.365**	.343**	.478**	.555**	.363**		.449**	.540**	.502**	.442**	.386**	.405**	.427**	.384**	.370**
7. Marymount is welcoming to people of all faiths.	.302**	.307**	.392**	.424**	.330**	.449**		.488**	.460**	.393**	.352**	.343**	.379**	.399**	.353**
8. My coursework at Marymount places an emphasis on ethics.	.341**	.357**	.464**	.498**	.280**	.540**	.488**		.519**	.412**	.340**	.392**	.395**	.344**	.348**
9. Marymount offers many opportunities for me to participate in service to others.	.314**	.316**	.598**	.493**	.391**	.502**	.460**	.519**		.553**	.415**	.538**	.441**	.475**	.470**
10. I feel connected to the Marymount community.	.265**	.221**	.485**	.443**	.310**	.442**	.393**	.412**	.553**		.603**	.507**	.459**	.469**	.465**
11. After I graduate, I plan to participate in alumni activities.	.262**	.248**	.439**	.397**	.286**	.386**	.352**	.340**	.415**	.603**		.502**	.475**	.394**	.440**
12. There are sufficient opportunities for me to participate in health and wellness programs.	.287**	.268**	.425**	.452**	.303**	.405**	.343**	.392**	.538**	.507**	.502**		.506**	.491**	.508**

	1	2	3	4	5	6	7	8	9	10	11	12	13	14	15
13. Marymount is well thought of by my friends outside of school.	.307**	.309**	.418**	.436**	.265**	.427**	.379**	.395**	.441**	.459**	.475**	.506**		.497**	.502**
14. Marymount offers opportunities for me to network in my field.	.314**	.267**	.409**	.407**	.375**	.384**	.399**	.344**	.475**	.469**	.394**	.491**	.497**		.578**
15. Marymount uses social media to provide useful information.	.270**	.255**	.402**	.407**	.313**	.370**	.353**	.348**	.470**	.465**	.440**	.508**	.502**	.578**	

** . Correlation is significant at the 0.01 level (2-tailed).

Value of Strength of Relationship

Strong	0.50 – 1.00
Moderate	0.30 – 0.49
Weak	0.10 – 0.29
None or very weak	0.00 – 0.09

Among graduate respondents, there were strong relationships between the following statements:

- Feeling academically challenged, agreement that substantial studying is needed to receive good grades, and agreement that Marymount encourages intellectual curiosity.
- Agreement that service to others is emphasized at Marymount and agreement that MU encourages intellectual curiosity. There is also a strong relationship between agreement that service to others is emphasized at Marymount and agreement that MU offers many opportunities to participate in service to others.
- Agreement that MU offers many service opportunities and feelings of connectedness to the university. Feelings of connectedness are also strongly related to the intent to participate in alumni activities.

Table 11: Correlation between Statements, Graduate Responses

	1	2	3	4	5	6	7	8	9	10	11	12	13	14	15
1. I feel academically challenged by my coursework at Marymount.		.668**	.416**	.587**	.254**	.355**	.298**	.375**	.382**	.294**	.289**	.261**	.327**	.266**	.273**
2. In general, classes at Marymount require me to do a substantial amount of studying to receive good grades.	.668**		.404**	.542**	.132**	.269**	.264**	.313**	.303**	.306**	.321**	.191**	.294**	.184**	.261**
3. The importance of service to others is emphasized at Marymount.	.416**	.404**		.558**	.326**	.403**	.344**	.354**	.621**	.440**	.414**	.356**	.316**	.327**	.388**
4. Marymount encourages my intellectual curiosity.	.587**	.542**	.558**		.286**	.452**	.365**	.426**	.439**	.346**	.368**	.312**	.387**	.385**	.359**
5. Marymount offers opportunities to travel abroad that are connected to my major/program.	.254**	.132**	.326**	.286**		.256**	.174**	.231**	.343**	.184**	.149**	.278**	.231**	.284**	.231**
6. My coursework at Marymount emphasizes different world views.	.355**	.269**	.403**	.452**	.256**		.385**	.402**	.431**	.367**	.370**	.305**	.377**	.339**	.295**
7. Marymount is welcoming to people of all faiths.	.298**	.264**	.344**	.365**	.174**	.385**		.463**	.363**	.329**	.294**	.225**	.326**	.267**	.266**
8. My coursework at Marymount places an emphasis on ethics.	.375**	.313**	.354**	.426**	.231**	.402**	.463**		.447**	.355**	.300**	.268**	.372**	.268**	.280**
9. Marymount offers many opportunities for me to participate in service to others.	.382**	.303**	.621**	.439**	.343**	.431**	.363**	.447**		.511**	.430**	.469**	.347**	.362**	.410**
10. I feel connected to the Marymount community.	.294**	.306**	.440**	.346**	.184**	.367**	.329**	.355**	.511**		.574**	.440**	.433**	.306**	.360**
11. After I graduate, I plan to participate in alumni activities.	.289**	.321**	.414**	.368**	.149**	.370**	.294**	.300**	.430**	.574**		.389**	.437**	.271**	.394**
12. There are sufficient opportunities for me to participate in health and wellness programs.	.261**	.191**	.356**	.312**	.278**	.305**	.225**	.268**	.469**	.440**	.389**		.342**	.369**	.380**

	1	2	3	4	5	6	7	8	9	10	11	12	13	14	15
13. Marymount is well thought of by my friends outside of school.	.327**	.294**	.316**	.387**	.231**	.377**	.326**	.372**	.347**	.433**	.437**	.342**		.376**	.395**
14. Marymount offers opportunities for me to network in my field.	.266**	.184**	.327**	.385**	.284**	.339**	.267**	.268**	.362**	.306**	.271**	.369**	.376**		.475**
15. Marymount uses social media to provide useful information.	.273**	.261**	.388**	.359**	.231**	.295**	.266**	.280**	.410**	.360**	.394**	.380**	.395**	.475**	

** . Correlation is significant at the 0.01 level (2-tailed).

Value of Strength of Relationship

Strong	0.50 – 1.00
Moderate	0.30 – 0.49
Weak	0.10 – 0.29
None or very weak	0.00 – 0.09