























Level: School of Sciences Mathematics and Education

Response Rate: 2798/4078 (68.61 %)

1 - Academic Level/Standing: What is your classification at Marymount?					
Response Option	Weight	Frequency	Percent	Percent Responses	Means
Freshman	(1)	544	19.49%		
Sophomore	(2)	491	17.59%		
Junior	(3)	404	14.48%		
Senior	(4)	497	17.81%		
Masters (MA, MBA, MEd., MS, MSN)	(5)	825	29.56%		
Doctoral (DNP, DPT, EdD)	(6)	1	0.04%		
Other	(7)	29	1.04%		
				0 25 50 100	
Response Rate					
2791/4078 (68.44%)					

2 - Overall Learning Experience: How would you rate this course as a learning experience?						
Response Option	Weight	Frequency	Percent	Percent Responses	Means	
Very poor	(1)	52	1.88%		4.23	
Poor	(2)	98	3.54%			
Fair	(3)	376	13.56%			
Good	(4)	874	31.53%			
Excellent	(5)	1372	49.49%			
				0 25 50 100	Question	
Response Rate		Mean		STD		Median
2772/4078 (67.97%)		4.23		0.94		4.00

3 - Student Learning and Workload: Please indicate the extent of your agreement with the following statements:						
I was motivated to take responsibility for my own learning in this course.						
Response Option	Weight	Frequency	Percent	Percent Responses	Means	
Strongly disagree	(1)	53	1.91%		4.32	
Disagree	(2)	68	2.45%			
Neutral	(3)	296	10.66%			
Agree	(4)	893	32.16%			
Strongly agree	(5)	1467	52.83%			
				0 25 50 100	Question	
Response Rate		Mean		STD		Median
2777/4078 (68.10%)		4.32		0.90		5.00

3 - Student Learning and Workload: Please indicate the extent of your agreement with the following statements:						
I was challenged to think deeply about the subject matter.						
Response Option	Weight	Frequency	Percent	Percent Responses	Means	
Strongly disagree	(1)	62	2.23%		4.27	
Disagree	(2)	93	3.35%			
Neutral	(3)	346	12.45%			
Agree	(4)	817	29.40%			
Strongly agree	(5)	1461	52.57%			
				0 25 50 100	Question	
Response Rate		Mean		STD		Median
2779/4078 (68.15%)		4.27		0.96		5.00

Level: School of Sciences Mathematics and Education

Response Rate: 2798/4078 (68.61 %)

3 - Student Learning and Workload: Please indicate the extent of your agreement with the following statements:

I was encouraged to ask my own questions and seek answers.

Response Option	Weight	Frequency	Percent	Percent Responses	Means	
Strongly disagree	(1)	54	1.96%		4.30	
Disagree	(2)	90	3.26%			
Neutral	(3)	304	11.01%			
Agree	(4)	840	30.43%			
Strongly agree	(5)	1472	53.33%			
Response Rate				Mean	STD	Median
2760/4078 (67.68%)				4.30	0.93	5.00

4 - Instructor Responsiveness and Method: Please indicate the extent of your agreement with the following statements regarding Instructor(s) -

The instructor was responsive when students had questions or needed assistance.

Response Option	Weight	Frequency	Percent	Percent Responses	Means	
Strongly disagree	(1)	42	1.51%		4.46	
Disagree	(2)	77	2.77%			
Neutral	(3)	207	7.44%			
Agree	(4)	698	25.09%			
Strongly agree	(5)	1758	63.19%			
Response Rate				Mean	STD	Median
2782/4078 (68.22%)				4.46	0.86	5.00

4 - Instructor Responsiveness and Method: Please indicate the extent of your agreement with the following statements regarding Instructor(s) -

The instructor explained course content in a way I could understand.

Response Option	Weight	Frequency	Percent	Percent Responses	Means	
Strongly disagree	(1)	83	2.99%		4.24	
Disagree	(2)	156	5.61%			
Neutral	(3)	311	11.19%			
Agree	(4)	702	25.26%			
Strongly agree	(5)	1527	54.95%			
Response Rate				Mean	STD	Median
2779/4078 (68.15%)				4.24	1.05	5.00

4 - Instructor Responsiveness and Method: Please indicate the extent of your agreement with the following statements regarding Instructor(s) -

The instructor used teaching methods that helped me learn.

Response Option	Weight	Frequency	Percent	Percent Responses	Means	
Strongly disagree	(1)	97	3.51%		4.16	
Disagree	(2)	171	6.18%			
Neutral	(3)	355	12.83%			
Agree	(4)	701	25.33%			
Strongly agree	(5)	1443	52.15%			
Response Rate				Mean	STD	Median
2767/4078 (67.85%)				4.16	1.09	5.00

Level: School of Sciences Mathematics and Education

Response Rate: 2798/4078 (68.61 %)

5 - Student Engagement: During class, how often did you engage in learning activities such as: For in-person courses: case studies, discussion groups, projects, problem solving, group work, etc.? For online courses: discussion boards, wikis, chat, blogs, projects, group work, etc.?

Response Option	Weight	Frequency	Percent	Percent Responses	Means	
Never	(1)	68	2.45%		4.10	
Almost never	(2)	158	5.70%			
Sometimes	(3)	505	18.23%			
Fairly often	(4)	750	27.08%			
Very often	(5)	1289	46.53%			
Response Rate				Mean	STD	Median
2770/4078 (67.93%)				4.10	1.04	4.00

6 - Grading and Feedback: Please indicate your level of agreement with the following statements about your instructor, Instructor(s). -

I received useful feedback from the instructor.

Response Option	Weight	Frequency	Percent	Percent Responses	Means	
Strongly disagree	(1)	63	2.27%		4.23	
Disagree	(2)	117	4.22%			
Neutral	(3)	357	12.87%			
Agree	(4)	806	29.06%			
Strongly agree	(5)	1431	51.59%			
Response Rate				Mean	STD	Median
2774/4078 (68.02%)				4.23	0.98	5.00

6 - Grading and Feedback: Please indicate your level of agreement with the following statements about your instructor, Instructor(s). -

I received grades and feedback on assignments/tests in a timely manner (as communicated by the instructor).

Response Option	Weight	Frequency	Percent	Percent Responses	Means	
Strongly disagree	(1)	59	2.14%		4.31	
Disagree	(2)	94	3.40%			
Neutral	(3)	304	11.00%			
Agree	(4)	787	28.48%			
Strongly agree	(5)	1519	54.98%			
Response Rate				Mean	STD	Median
2763/4078 (67.75%)				4.31	0.95	5.00

7 - Grading Policies: Please indicate your level of agreement with the following statements:

The grading policies in this course were clear.

Response Option	Weight	Frequency	Percent	Percent Responses	Means	
Strongly disagree	(1)	43	1.55%		4.37	
Disagree	(2)	79	2.85%			
Neutral	(3)	262	9.46%			
Agree	(4)	807	29.13%			
Strongly agree	(5)	1579	57.00%			
Response Rate				Mean	STD	Median
2770/4078 (67.93%)				4.37	0.88	5.00

Level: School of Sciences Mathematics and Education

Response Rate: 2798/4078 (68.61 %)

7 - Grading Policies: Please indicate your level of agreement with the following statements:

The grading policies in this course were consistently following.

Response Option	Weight	Frequency	Percent	Percent Responses	Means	
Strongly disagree	(1)	38	1.39%		4.40	
Disagree	(2)	60	2.19%			
Neutral	(3)	265	9.67%	■		
Agree	(4)	785	28.64%	■		
Strongly agree	(5)	1593	58.12%	■		
				0 25 50 100	Question	
Response Rate				Mean	STD	Median
2741/4078 (67.21%)				4.40	0.86	5.00