

Level: School of Business and Technology

Response Rate: 1909/2850 (66.98 %)

1 - Academic Level/Standing: What is your classification at Marymount?					
Response Option	Weight	Frequency	Percent	Percent Responses	Means
Freshman	(1)	161	8.45%		
Sophomore	(2)	246	12.91%		
Junior	(3)	438	22.99%		
Senior	(4)	429	22.52%		
Masters (MA, MBA, MEd., MS, MSN)	(5)	514	26.98%		
Doctoral (DNP, DPT, EdD)	(6)	90	4.72%		
Other	(7)	27	1.42%		
				0 25 50 100	
Response Rate					
1905/2850 (66.84%)					

2 - Overall Learning Experience: How would you rate this course as a learning experience?						
Response Option	Weight	Frequency	Percent	Percent Responses	Means	
Very poor	(1)	51	2.69%		4.23	
Poor	(2)	79	4.17%			
Fair	(3)	210	11.09%			
Good	(4)	592	31.26%			
Excellent	(5)	962	50.79%			
				0 25 50 100	Question	
Response Rate		Mean		STD		Median
1894/2850 (66.46%)		4.23		0.99		5.00

3 - Student Learning and Workload: Please indicate the extent of your agreement with the following statements:						
I was motivated to take responsibility for my own learning in this course.						
Response Option	Weight	Frequency	Percent	Percent Responses	Means	
Strongly disagree	(1)	38	2.01%		4.35	
Disagree	(2)	49	2.59%			
Neutral	(3)	182	9.61%			
Agree	(4)	575	30.38%			
Strongly agree	(5)	1049	55.41%			
				0 25 50 100	Question	
Response Rate		Mean		STD		Median
1893/2850 (66.42%)		4.35		0.90		5.00

3 - Student Learning and Workload: Please indicate the extent of your agreement with the following statements:						
I was challenged to think deeply about the subject matter.						
Response Option	Weight	Frequency	Percent	Percent Responses	Means	
Strongly disagree	(1)	43	2.28%		4.31	
Disagree	(2)	55	2.91%			
Neutral	(3)	208	11.01%			
Agree	(4)	551	29.17%			
Strongly agree	(5)	1032	54.63%			
				0 25 50 100	Question	
Response Rate		Mean		STD		Median
1889/2850 (66.28%)		4.31		0.94		5.00

Level: School of Business and Technology

Response Rate: 1909/2850 (66.98 %)

**3 - Student Learning and Workload: Please indicate the extent of your agreement with the following statements:**

**I was encouraged to ask my own questions and seek answers.**

Response Option	Weight	Frequency	Percent	Percent Responses	Means	
Strongly disagree	(1)	43	2.28%		4.32	
Disagree	(2)	49	2.60%			
Neutral	(3)	216	11.45%			
Agree	(4)	534	28.31%			
Strongly agree	(5)	1044	55.36%			
Response Rate				Mean	STD	Median
1886/2850 (66.18%)				4.32	0.94	5.00

**4 - Instructor Responsiveness and Method: Please indicate the extent of your agreement with the following statements regarding Instructor(s) -**

**The instructor was responsive when students had questions or needed assistance.**

Response Option	Weight	Frequency	Percent	Percent Responses	Means	
Strongly disagree	(1)	52	2.64%		4.41	
Disagree	(2)	45	2.28%			
Neutral	(3)	169	8.57%			
Agree	(4)	480	24.34%			
Strongly agree	(5)	1226	62.17%			
Response Rate				Mean	STD	Median
1889/2850 (66.28%)				4.41	0.93	5.00

**4 - Instructor Responsiveness and Method: Please indicate the extent of your agreement with the following statements regarding Instructor(s) -**

**The instructor explained course content in a way I could understand.**

Response Option	Weight	Frequency	Percent	Percent Responses	Means	
Strongly disagree	(1)	83	4.22%		4.24	
Disagree	(2)	83	4.22%			
Neutral	(3)	208	10.56%			
Agree	(4)	492	24.99%			
Strongly agree	(5)	1103	56.02%			
Response Rate				Mean	STD	Median
1888/2850 (66.25%)				4.24	1.07	5.00

**4 - Instructor Responsiveness and Method: Please indicate the extent of your agreement with the following statements regarding Instructor(s) -**

**The instructor used teaching methods that helped me learn.**

Response Option	Weight	Frequency	Percent	Percent Responses	Means	
Strongly disagree	(1)	82	4.19%		4.22	
Disagree	(2)	87	4.45%			
Neutral	(3)	230	11.75%			
Agree	(4)	477	24.37%			
Strongly agree	(5)	1081	55.24%			
Response Rate				Mean	STD	Median
1876/2850 (65.82%)				4.22	1.08	5.00

Level: School of Business and Technology

Response Rate: 1909/2850 (66.98 %)

**5 - Student Engagement: During class, how often did you engage in learning activities such as: For in-person courses: case studies, discussion groups, projects, problem solving, group work, etc.? For online courses: discussion boards, wikis, chat, blogs, projects, group work, etc.?**

Response Option	Weight	Frequency	Percent	Percent Responses	Means	
Never	(1)	33	1.75%		4.16	
Almost never	(2)	74	3.92%			
Sometimes	(3)	366	19.39%			
Fairly often	(4)	509	26.96%			
Very often	(5)	906	47.99%			
Response Rate				Mean	STD	Median
1888/2850 (66.25%)				4.16	0.98	4.00

**6 - Grading and Feedback: Please indicate your level of agreement with the following statements about your instructor, Instructor(s). -**

I received useful feedback from the instructor.

Response Option	Weight	Frequency	Percent	Percent Responses	Means	
Strongly disagree	(1)	67	3.39%		4.25	
Disagree	(2)	72	3.64%			
Neutral	(3)	226	11.43%			
Agree	(4)	553	27.96%			
Strongly agree	(5)	1060	53.59%			
Response Rate				Mean	STD	Median
1894/2850 (66.46%)				4.25	1.02	5.00

**6 - Grading and Feedback: Please indicate your level of agreement with the following statements about your instructor, Instructor(s). -**

I received grades and feedback on assignments/tests in a timely manner (as communicated by the instructor).

Response Option	Weight	Frequency	Percent	Percent Responses	Means	
Strongly disagree	(1)	73	3.70%		4.30	
Disagree	(2)	57	2.89%			
Neutral	(3)	183	9.28%			
Agree	(4)	543	27.52%			
Strongly agree	(5)	1117	56.61%			
Response Rate				Mean	STD	Median
1889/2850 (66.28%)				4.30	1.01	5.00

**7 - Grading Policies: Please indicate your level of agreement with the following statements:**

The grading policies in this course were clear.







Response Option	Weight	Frequency	Percent	Percent Responses	Means	
Strongly disagree	(1)	61	3.22%		4.32	
Disagree	(2)	64	3.37%			
Neutral	(3)	156	8.22%			
Agree	(4)	540	28.47%			
Strongly agree	(5)	1076	56.72%			
Response Rate				Mean	STD	Median
1897/2850 (66.56%)				4.32	0.99	5.00

**Level:** School of Business and Technology

**Response Rate:** 1909/2850 (66.98 %)

**7 - Grading Policies: Please indicate your level of agreement with the following statements:**

The grading policies in this course were consistently following.

Response Option	Weight	Frequency	Percent	Percent Responses	Means
Strongly disagree	(1)	56	2.99%		
Disagree	(2)	50	2.67%		
Neutral	(3)	169	9.03%		
Agree	(4)	513	27.42%		
Strongly agree	(5)	1083	57.88%		
				0 25 50 100	Question
<b>Response Rate</b>			<b>Mean</b>	<b>STD</b>	<b>Median</b>
1871/2850 (65.65%)			4.35	0.96	5.00