

Level: Center for Teaching and Learning

Response Rate: 26/62 (41.94 %)

1 - Academic Level/Standing: What is your classification at Marymount?					
Response Option	Weight	Frequency	Percent	Percent Responses	Means
Freshman	(1)	2	7.69%		
Sophomore	(2)	15	57.69%		
Junior	(3)	7	26.92%		
Senior	(4)	1	3.85%		
Masters (MA, MBA, MEd., MS, MSN)	(5)	1	3.85%		
Doctoral (DNP, DPT, EdD)	(6)	0	0.00%		
Other	(7)	0	0.00%		
				0 25 50 100	
Response Rate					
26/62 (41.94%)					

2 - Overall Learning Experience: How would you rate this course as a learning experience?						
Response Option	Weight	Frequency	Percent	Percent Responses	Means	
Very poor	(1)	0	0.00%		4.65	
Poor	(2)	0	0.00%			
Fair	(3)	1	3.85%			
Good	(4)	7	26.92%			
Excellent	(5)	18	69.23%			
				0 25 50 100	Question	
Response Rate		Mean		STD		Median
26/62 (41.94%)		4.65		0.56		5.00

3 - Student Learning and Workload: Please indicate the extent of your agreement with the following statements:						
I was motivated to take responsibility for my own learning in this course.						
Response Option	Weight	Frequency	Percent	Percent Responses	Means	
Strongly disagree	(1)	1	3.85%		4.54	
Disagree	(2)	0	0.00%			
Neutral	(3)	0	0.00%			
Agree	(4)	8	30.77%			
Strongly agree	(5)	17	65.38%			
				0 25 50 100	Question	
Response Rate		Mean		STD		Median
26/62 (41.94%)		4.54		0.86		5.00

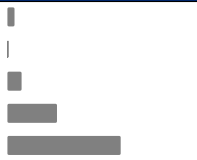
3 - Student Learning and Workload: Please indicate the extent of your agreement with the following statements:						
I was challenged to think deeply about the subject matter.						
Response Option	Weight	Frequency	Percent	Percent Responses	Means	
Strongly disagree	(1)	2	7.69%		4.27	
Disagree	(2)	0	0.00%			
Neutral	(3)	1	3.85%			
Agree	(4)	9	34.62%			
Strongly agree	(5)	14	53.85%			
				0 25 50 100	Question	
Response Rate		Mean		STD		Median
26/62 (41.94%)		4.27		1.12		5.00

Level: Center for Teaching and Learning

Response Rate: 26/62 (41.94 %)

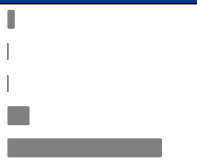
3 - Student Learning and Workload: Please indicate the extent of your agreement with the following statements:

I was encouraged to ask my own questions and seek answers.

Response Option	Weight	Frequency	Percent	Percent Responses	Means	
Strongly disagree	(1)	1	3.85%		4.42	
Disagree	(2)	0	0.00%			
Neutral	(3)	2	7.69%			
Agree	(4)	7	26.92%			
Strongly agree	(5)	16	61.54%			
Response Rate				Mean	STD	Median
26/62 (41.94%)				4.42	0.95	5.00

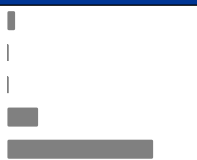
4 - Instructor Responsiveness and Method: Please indicate the extent of your agreement with the following statements regarding Instructor(s) -

The instructor was responsive when students had questions or needed assistance.

Response Option	Weight	Frequency	Percent	Percent Responses	Means	
Strongly disagree	(1)	1	4.00%		4.72	
Disagree	(2)	0	0.00%			
Neutral	(3)	0	0.00%			
Agree	(4)	3	12.00%			
Strongly agree	(5)	21	84.00%			
Response Rate				Mean	STD	Median
25/62 (40.32%)				4.72	0.84	5.00


4 - Instructor Responsiveness and Method: Please indicate the extent of your agreement with the following statements regarding Instructor(s) -

The instructor explained course content in a way I could understand.

Response Option	Weight	Frequency	Percent	Percent Responses	Means	
Strongly disagree	(1)	1	4.17%		4.67	
Disagree	(2)	0	0.00%			
Neutral	(3)	0	0.00%			
Agree	(4)	4	16.67%			
Strongly agree	(5)	19	79.17%			
Response Rate				Mean	STD	Median
24/62 (38.71%)				4.67	0.87	5.00

4 - Instructor Responsiveness and Method: Please indicate the extent of your agreement with the following statements regarding Instructor(s) -

The instructor used teaching methods that helped me learn.

Response Option	Weight	Frequency	Percent	Percent Responses	Means	
Strongly disagree	(1)	1	4.00%		4.64	
Disagree	(2)	0	0.00%			
Neutral	(3)	0	0.00%			
Agree	(4)	5	20.00%			
Strongly agree	(5)	19	76.00%			
Response Rate				Mean	STD	Median
25/62 (40.32%)				4.64	0.86	5.00

Level: Center for Teaching and Learning

Response Rate: 26/62 (41.94 %)

5 - Student Engagement: During class, how often did you engage in learning activities such as: For in-person courses: case studies, discussion groups, projects, problem solving, group work, etc.? For online courses: discussion boards, wikis, chat, blogs, projects, group work, etc.?

Response Option	Weight	Frequency	Percent	Percent Responses	Means	
Never	(1)	1	4.00%		4.32	
Almost never	(2)	0	0.00%			
Sometimes	(3)	2	8.00%			
Fairly often	(4)	9	36.00%			
Very often	(5)	13	52.00%			
Response Rate				Mean	STD	Median
25/62 (40.32%)				4.32	0.95	5.00

6 - Grading and Feedback: Please indicate your level of agreement with the following statements about your instructor, Instructor(s). -

I received useful feedback from the instructor.

Response Option	Weight	Frequency	Percent	Percent Responses	Means	
Strongly disagree	(1)	0	0.00%		4.68	
Disagree	(2)	0	0.00%			
Neutral	(3)	0	0.00%			
Agree	(4)	8	32.00%			
Strongly agree	(5)	17	68.00%			
Response Rate				Mean	STD	Median
25/62 (40.32%)				4.68	0.48	5.00

6 - Grading and Feedback: Please indicate your level of agreement with the following statements about your instructor, Instructor(s). -

I received grades and feedback on assignments/tests in a timely manner (as communicated by the instructor).

Response Option	Weight	Frequency	Percent	Percent Responses	Means	
Strongly disagree	(1)	0	0.00%		4.60	
Disagree	(2)	0	0.00%			
Neutral	(3)	1	4.00%			
Agree	(4)	8	32.00%			
Strongly agree	(5)	16	64.00%			
Response Rate				Mean	STD	Median
25/62 (40.32%)				4.60	0.58	5.00

7 - Grading Policies: Please indicate your level of agreement with the following statements:

The grading policies in this course were clear.

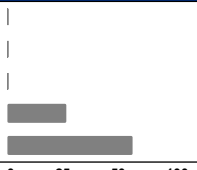
Response Option	Weight	Frequency	Percent	Percent Responses	Means	
Strongly disagree	(1)	0	0.00%		4.67	
Disagree	(2)	0	0.00%			
Neutral	(3)	0	0.00%			
Agree	(4)	8	33.33%			
Strongly agree	(5)	16	66.67%			
Response Rate				Mean	STD	Median
24/62 (38.71%)				4.67	0.48	5.00

Level: Center for Teaching and Learning

Response Rate: 26/62 (41.94 %)

7 - Grading Policies: Please indicate your level of agreement with the following statements:

The grading policies in this course were consistently following.

Response Option	Weight	Frequency	Percent	Percent Responses	Means	
Strongly disagree	(1)	0	0.00%			
Disagree	(2)	0	0.00%			
Neutral	(3)	0	0.00%			
Agree	(4)	8	32.00%	■		
Strongly agree	(5)	17	68.00%	■		
				0 25 50 100	Question	
Response Rate				Mean	STD	Median
25/62 (40.32%)				4.68	0.48	5.00