





















Level: School of Design Arts and Humanities

Response Rate: 3082/3881 (79.41 %)

1 - Academic Level/Standing: What is your classification at Marymount?					
Response Option	Weight	Frequency	Percent	Percent Responses	Means
Freshman	(1)	668	21.72%		
Sophomore	(2)	696	22.63%		
Junior	(3)	754	24.51%		
Senior	(4)	724	23.54%		
Masters (MA, MBA, MEd., MS, MSN)	(5)	192	6.24%		
Doctoral (DNP, DPT, EdD)	(6)	0	0.00%		
Other	(7)	42	1.37%		
				0 25 50 100	
Response Rate					
3076/3881 (79.26%)					

2 - Overall Learning Experience: How would you rate this course as a learning experience?						
Response Option	Weight	Frequency	Percent	Percent Responses	Means	
Very poor	(1)	96	3.15%		4.06	
Poor	(2)	147	4.82%			
Fair	(3)	497	16.31%			
Good	(4)	1045	34.30%			
Excellent	(5)	1262	41.42%			
				0 25 50 100	Question	
Response Rate		Mean		STD		Median
3047/3881 (78.51%)		4.06		1.02		4.00

3 - Student Learning and Workload: Please indicate the extent of your agreement with the following statements:						
I was motivated to take responsibility for my own learning in this course.						
Response Option	Weight	Frequency	Percent	Percent Responses	Means	
Strongly disagree	(1)	74	2.43%		4.21	
Disagree	(2)	93	3.05%			
Neutral	(3)	388	12.74%			
Agree	(4)	1055	34.65%			
Strongly agree	(5)	1435	47.13%			
				0 25 50 100	Question	
Response Rate		Mean		STD		Median
3045/3881 (78.46%)		4.21		0.95		4.00

3 - Student Learning and Workload: Please indicate the extent of your agreement with the following statements:						
I was challenged to think deeply about the subject matter.						
Response Option	Weight	Frequency	Percent	Percent Responses	Means	
Strongly disagree	(1)	82	2.71%		4.22	
Disagree	(2)	107	3.53%			
Neutral	(3)	373	12.31%			
Agree	(4)	964	31.82%			
Strongly agree	(5)	1504	49.64%			
				0 25 50 100	Question	
Response Rate		Mean		STD		Median
3030/3881 (78.07%)		4.22		0.98		4.00

Level: School of Design Arts and Humanities

Response Rate: 3082/3881 (79.41 %)

**3 - Student Learning and Workload: Please indicate the extent of your agreement with the following statements:**

I was encouraged to ask my own questions and seek answers.

Response Option	Weight	Frequency	Percent	Percent Responses	Means	
Strongly disagree	(1)	97	3.22%		4.21	
Disagree	(2)	108	3.58%			
Neutral	(3)	364	12.06%			
Agree	(4)	949	31.46%			
Strongly agree	(5)	1499	49.69%			
Response Rate				Mean	STD	Median
3017/3881 (77.74%)				4.21	1.00	4.00

**4 - Instructor Responsiveness and Method: Please indicate the extent of your agreement with the following statements regarding Instructor(s).**

The instructor was responsive when students had questions or needed assistance.

Response Option	Weight	Frequency	Percent	Percent Responses	Means	
Strongly disagree	(1)	84	2.76%		4.34	
Disagree	(2)	85	2.79%			
Neutral	(3)	279	9.16%			
Agree	(4)	856	28.11%			
Strongly agree	(5)	1741	57.18%			
Response Rate				Mean	STD	Median
3045/3881 (78.46%)				4.34	0.95	5.00

**4 - Instructor Responsiveness and Method: Please indicate the extent of your agreement with the following statements regarding Instructor(s).**

The instructor explained course content in a way I could understand.

Response Option	Weight	Frequency	Percent	Percent Responses	Means	
Strongly disagree	(1)	149	4.91%		4.13	
Disagree	(2)	153	5.04%			
Neutral	(3)	373	12.28%			
Agree	(4)	847	27.89%			
Strongly agree	(5)	1515	49.88%			
Response Rate				Mean	STD	Median
3037/3881 (78.25%)				4.13	1.12	4.00

**4 - Instructor Responsiveness and Method: Please indicate the extent of your agreement with the following statements regarding Instructor(s).**

The instructor used teaching methods that helped me learn.

Response Option	Weight	Frequency	Percent	Percent Responses	Means	
Strongly disagree	(1)	166	5.51%		4.04	
Disagree	(2)	183	6.08%			
Neutral	(3)	420	13.95%			
Agree	(4)	833	27.67%			
Strongly agree	(5)	1409	46.80%			
Response Rate				Mean	STD	Median
3011/3881 (77.58%)				4.04	1.16	4.00

Level: School of Design Arts and Humanities

Response Rate: 3082/3881 (79.41 %)

**5 - Student Engagement: During class, how often did you engage in learning activities such as: For in-person courses: case studies, discussion groups, projects, problem solving, group work, etc.? For online courses: discussion boards, wikis, chat, blogs, projects, group work, etc.?**

Response Option	Weight	Frequency	Percent	Percent Responses	Means	
Never	(1)	118	3.89%		3.88	
Almost never	(2)	208	6.86%			
Sometimes	(3)	696	22.97%			
Fairly often	(4)	910	30.03%			
Very often	(5)	1098	36.24%			
Response Rate				Mean	STD	Median
3030/3881 (78.07%)				3.88	1.10	4.00

**6 - Grading and Feedback: Please indicate your level of agreement with the following statements about your instructor, Instructor(s).**

I received useful feedback from the instructor.

Response Option	Weight	Frequency	Percent	Percent Responses	Means	
Strongly disagree	(1)	124	4.09%		4.16	
Disagree	(2)	116	3.83%			
Neutral	(3)	393	12.96%			
Agree	(4)	909	29.98%			
Strongly agree	(5)	1490	49.14%			
Response Rate				Mean	STD	Median
3032/3881 (78.12%)				4.16	1.06	4.00

**6 - Grading and Feedback: Please indicate your level of agreement with the following statements about your instructor, Instructor(s).**

I received grades and feedback on assignments/tests in a timely manner (as communicated by the instructor).

Response Option	Weight	Frequency	Percent	Percent Responses	Means	
Strongly disagree	(1)	91	3.03%		4.19	
Disagree	(2)	127	4.23%			
Neutral	(3)	375	12.49%			
Agree	(4)	927	30.88%			
Strongly agree	(5)	1482	49.37%			
Response Rate				Mean	STD	Median
3002/3881 (77.35%)				4.19	1.01	4.00

**7 - Grading Policies: Please indicate your level of agreement with the following statements:**

The grading policies in this course were clear.

Response Option	Weight	Frequency	Percent	Percent Responses	Means	
Strongly disagree	(1)	109	3.59%		4.19	
Disagree	(2)	120	3.96%			
Neutral	(3)	354	11.67%			
Agree	(4)	968	31.91%			
Strongly agree	(5)	1483	48.88%			
Response Rate				Mean	STD	Median
3034/3881 (78.18%)				4.19	1.03	4.00

**Level:** School of Design Arts and Humanities

**Response Rate:** 3082/3881 (79.41 %)

**7 - Grading Policies: Please indicate your level of agreement with the following statements:**

The grading policies in this course were consistently following.

Response Option	Weight	Frequency	Percent	Percent Responses	Means	
Strongly disagree	(1)	97	3.24%		4.22	
Disagree	(2)	81	2.70%			
Neutral	(3)	366	12.21%			
Agree	(4)	962	32.09%			
Strongly agree	(5)	1492	49.77%			
<b>Response Rate</b>				<b>Mean</b>	<b>STD</b>	<b>Median</b>
2998/3881 (77.25%)				4.22	0.98	4.00